

# **FY 2019 CAPER**

## **Consolidated Annual Performance and Evaluation Report**

### **WESTMORELAND COUNTY, PENNSYLVANIA**

#### **Reporting Period:**

**May 1, 2019 through April 30, 2020**

#### **Submitted by:**

**Westmoreland County Department of  
Planning and Development  
40 North Pennsylvania Avenue  
Greensburg, PA 15601**

#### **Contact Person:**

**Janet Thomas, Deputy Director**

CR-05 - Goals and Outcomes .....	3
CR-10 - Racial and Ethnic composition of families assisted .....	11
CR-15 - Resources and Investments 91.520(a) .....	12
CR-20 - Affordable Housing 91.520(b) .....	17
CR-25 - Homeless and Other Special Needs 91.220(d, e); 91.320(d, e); 91.520(c) .....	19
CR-30 - Public Housing 91.220(h); 91.320(j) .....	21
CR-35 - Other Actions 91.220(j)-(k); 91.320(i)-(j).....	22
CR-40 - Monitoring 91.220 and 91.230.....	26
CR-45 - CDBG 91.520(c) .....	28
CR-50 - HOME 91.520(d) .....	29
CR-60 - ESG 91.520(g) (ESG Recipients only) .....	31
CR-65 - Persons Assisted .....	34
CR-70 – ESG 91.520(g) - Assistance Provided and Outcomes.....	37
CR-75 – Expenditures.....	38

## CR-05 - Goals and Outcomes

### Progress the jurisdiction has made in carrying out its strategic plan and its action plan.

#### 91.520(a)

During PY2019, Westmoreland County utilized its CDBG resources in support of low- and moderate-income persons and households, low- and moderate-income areas of the County and removing slum and blighting influences. HOME resources were allocated to CHDOs and new construction of affordable rental units. ESG resources continued to support operating expenses and essential services, homeless prevention and Rapid Rehousing.

The County had several goals that were funded during PY2019:

1. Improve the quality of owner housing – There were seven furnace replacements and one roof replacement for low-income households.
2. Improve the quality of existing affordable rental units – This goal is ongoing and in development.
3. Improve public facilities – Several public facilities were improve during PY2019. Improvements include replacement of public restrooms in public facilities, installation of accessible sidewalks and installation of accessible parking facilities to benefit persons with disabilities. Improvements such as the reconstruction of a basketball court have also been completed. Some projects are ongoing – such as the Twin Lakes Park and Cedar Creek Park removal of architectural barriers and installation of curb cuts in various municipalities – and will be reported in a subsequent CAPER. Other projects were completed in PY2019 and the beneficiaries are reflected in the tables that follow.
4. Provide public services – The County supports the provision of services to persons going through Drug Court by supplying case managers to assist persons in recovery. Additionally, the County provided funding for transportation for veterans to the Veteran’s Hospital in Pittsburgh. The van makes daily trips and assists eligible elderly veterans.
5. Improve public infrastructure – 1,046 low- or moderate-income people served. Several streets were reconstructed to benefit low- and moderate-income persons. Suitable streets provide a safer driving and biking experience for motorists and cyclists as they can navigate the streets more safely. Stormwater facility improvements benefit the low- and moderate-income communities by more adequately handling stormwater runoff to reduce and eliminate flooding and erosion.
6. Remove slum and blight – There were 12 dilapidated structures demolished in PY19 as well as the removal and reconstruction of a deteriorated retaining wall that was threatening an adjacent building. The demolition goal is ongoing and the County is working to identify additional suitable structures for demolition and to conduct the process needed to be able to undertake the demolitions.
7. Provide housing and services to the homeless and near-homeless – Final draw downs were made for permanent supportive housing (PSH) for families and individuals, which benefited 82

people in 36 households.

8. Increase the supply of affordable housing – This goal is ongoing and in development as it involves HOME dollars for a multi-year project as well as the creation of a new rehab and homeownership assistance programs.

Additionally, the County can report progress on older goals to complete façade improvements; three façades are underway in Latrobe’s downtown business district and are expected to be completed in PY2020.

**Comparison of the proposed versus actual outcomes for each outcome measure submitted with the consolidated plan and explain, if applicable, why progress was not made toward meeting goals and objectives. 91.520(g)**

Categories, priority levels, funding sources and amounts, outcomes/objectives, goal outcome indicators, units of measure, targets, actual outcomes/outputs, and percentage completed for each of the grantee’s program year goals.

The County has made progress toward its strategic plan goals; depending on the goal, the County exceeded its goal or fell short. In instances where the goals were not met, a narrative describes the current status of the various projects and provides insight into why the goals were not met. For goal outcome indicators listed as “Other” where there is one beneficiary missing, this was for administration and, in fact, the goals have been met.

1. Provide housing and services to the homeless and near-homeless – The tables below include several goals and outcomes that are funded with ESG funds; these goals are shown as coming up short though the beneficiaries are reported elsewhere in SAGE reports (see attached).
2. Improve access to affordable owner housing – The County is working on developing a new homeownership assistance program. This program is in its infancy and so beneficiaries have not yet been realized.
3. Improve and maintain public facilities – The County has met and exceeded its annual plan goal at 120%.
4. Improve quality of existing affordable rental unit – This goal is under development
5. Improve the quality of owner housing – The County is working on developing a new homeowner rehabilitation program. This program is in its infancy and so beneficiaries have not yet been realized.
6. Improve/maintain public infrastructure/amenities – The County has met its goals for public infrastructure.
7. Increase the supply of affordable rental housing – These projects are funded with HOME dollars and are multi-year funded projects. There are HOME funds allocated to a project – Mary Street –

but the project is not completed and so beneficiaries are not realized.

8. Provide public services – The County recently started funding public services (Drug Court); the project is underway.
9. Remove slum and blight – The County is working on identifying and working through the process to be able to demolish delapidated structures. Once the structures are identified and the legal process is complete, demolitions can proceed.

The reasons for not meeting the goals, particularly in PY2019, were due to paperwork/legal issues such as securing easements from homeowners to complete projects, changes in staffing, as well as the onset of the Covid-19 pandemic. For example, the pandemic caused direct impacts such as supply chain issues that caused projects to not be completed within PY19 that otherwise would have been completed. In addition, a more senior staff member retired at the onset of the pandemic which left a void in staffing. The pandemic and stay-at-home orders made it difficult to hire a new staff member to fill that role. The time required to conduct outreach for planning for and responding to the pandemic using CDBG-CV funds also impacted the ability of the County to push forward with projects. Lastly, there is a new HOME coordinator as the previous HOME coordinator took a posting elsewhere. These issues and challenges contributed to the County not being able to complete projects in the timeframe in which was originally laid out in the Consolidated Plan and 2019 Annual Plan.

Goal	Category	Source / Amount	Indicator	Unit of Measure	Expected – Strategic Plan	Actual – Strategic Plan	Percent Complete	Expected – Program Year	Actual – Program Year	Percent Complete
Housing/services to homeless and near-homeless	Homeless	CDBG: \$90000 / ESG: \$	Public Facility or Infrastructure Activities other than Low/Moderate Income Housing Benefit	Persons Assisted	0	0				
Housing/services to homeless and near-homeless	Homeless	CDBG: \$90000 / ESG: \$	Public service activities other than Low/Moderate Income Housing Benefit	Persons Assisted	0	122		117	122	104.27%
Housing/services to homeless and near-homeless	Homeless	CDBG: \$90000 / ESG: \$	Homeowner Housing Rehabilitated	Household Housing Unit	0	0				
Housing/services to homeless and near-homeless	Homeless	CDBG: \$90000 / ESG: \$	Homeless Person Overnight Shelter	Persons Assisted	0	0		0	0	
Housing/services to homeless and near-homeless	Homeless	CDBG: \$90000 / ESG: \$	Overnight/Emergency Shelter/Transitional Housing Beds added	Beds	0	36		300	21	7.00%
Housing/services to homeless and near-homeless	Homeless	CDBG: \$90000 / ESG: \$	Homelessness Prevention	Persons Assisted	575	939	163.30%	64	0	0.00%

Housing/services to homeless and near-homeless	Homeless	CDBG: \$90000 / ESG: \$	Housing for Homeless added	Household Housing Unit	0	0		3	0	0.00%
Housing/services to homeless and near-homeless	Homeless	CDBG: \$90000 / ESG: \$	Other	Other	5	4	80.00%	1	0	0.00%
Improve access to affordable owner housing	Affordable Housing	CDBG: \$ / HOME: \$	Homeowner Housing Added	Household Housing Unit	10	0	0.00%			
Improve access to affordable owner housing	Affordable Housing	CDBG: \$ / HOME: \$	Direct Financial Assistance to Homebuyers	Households Assisted	0	0		2	0	0.00%
Improve access to affordable owner housing	Affordable Housing	CDBG: \$ / HOME: \$	Other	Other	5	0	0.00%			
Improve and maintain public facilities	Non-Housing Community Development	CDBG: \$	Public Facility or Infrastructure Activities other than Low/Moderate Income Housing Benefit	Persons Assisted		101521		34772	41915	120.54%
Improve and maintain public facilities	Non-Housing Community Development	CDBG: \$	Other	Other	3	2	66.67%			
Improve quality of existing affordable rental unit	Affordable Housing Homeless	HOME: \$	Rental units rehabilitated	Household Housing Unit	40	0	0.00%	10	0	0.00%

Improve quality of existing affordable rental unit	Affordable Housing Homeless	HOME: \$	Other	Other	0	0		1	0	0.00%
Improve the quality of owner housing	Affordable Housing	CDBG: \$ / HOME: \$130000	Public Facility or Infrastructure Activities for Low/Moderate Income Housing Benefit	Households Assisted	0	0		68	0	0.00%
Improve the quality of owner housing	Affordable Housing	CDBG: \$ / HOME: \$130000	Homeowner Housing Rehabilitated	Household Housing Unit	300	193	64.33%	20	8	40.00%
Improve the quality of owner housing	Affordable Housing	CDBG: \$ / HOME: \$130000	Other	Other	0	0				
Improve/maintain public infrastructure/amenities	Non-Housing Community Development	CDBG: \$	Public Facility or Infrastructure Activities other than Low/Moderate Income Housing Benefit	Persons Assisted		27914		14568	17052	117.05%
Improve/maintain public infrastructure/amenities	Non-Housing Community Development	CDBG: \$	Public Facility or Infrastructure Activities for Low/Moderate Income Housing Benefit	Households Assisted	0	0		9	0	0.00%
Improve/maintain public infrastructure/amenities	Non-Housing Community Development	CDBG: \$	Other	Other	50	29	58.00%			



Increase the supply of affordable rental housing	Affordable Housing	HOME: \$	Rental units constructed	Household Housing Unit	60	16	26.67%	25	0	0.00%
Provide public services	Non-Housing Community Development	CDBG: \$	Public service activities other than Low/Moderate Income Housing Benefit	Persons Assisted	500	673	134.60%	63	36	57%
Provide public services	Non-Housing Community Development	CDBG: \$	Tenant-based rental assistance / Rapid Rehousing	Households Assisted	25	111	444.00%			
Provide public services	Non-Housing Community Development	CDBG: \$	Homeless Person Overnight Shelter	Persons Assisted	0	0				
Provide public services	Non-Housing Community Development	CDBG: \$	Overnight/Emergency Shelter/Transitional Housing Beds added	Beds	0	0				
Remove slum and blight	Non-Housing Community Development	CDBG: \$	Buildings Demolished	Buildings	120	77	64.17%	25	12	48.00%

**Table 1 - Accomplishments – Program Year & Strategic Plan to Date**

**Assess how the jurisdiction's use of funds, particularly CDBG, addresses the priorities and specific objectives identified in the plan, giving special attention to the highest priority activities identified.**

The following priorities were designated as high priorities in the Consolidated Plan:

1. Creating New Affordable Rental and Owner Housing
2. Preserve Existing Affordable Rental & Owner Unit
3. Housing and Services for the Homeless and At-Risk
4. Public Facility Improvements
5. Public Services
6. Infrastructure Improvement
7. Economic Development
8. Blight Removal

Most of the identified priorities were addressed using CDBG funds, though some, such as housing and services for the Homeless and At-Risk and Creating New Affordable Rental and Owner Housing are better suited for ESG and HOME funds, respectively.

The County has made good progress in meeting its goals as related to public facility and infrastructure improvements as noted in the above in CR-05. The County also only recently began funding public services and these have been a great value to the community in assisting persons in recovery and who are going through Drug Court; the case managers funded with CDBG funds make a difference in the success of the program.

The first two priorities identified above will begin to have greater progress as the homebuyer assistance and homeowner rehab programs are created and begin to operate as well as once the new rental construction at Mary Street is completed.

## CR-10 - Racial and Ethnic composition of families assisted

Describe the families assisted (including the racial and ethnic status of families assisted).

91.520(a)

	CDBG	HOME	ESG
White	72,660	10	0
Black or African American	1,732	8	0
Asian	1,012	0	0
American Indian or American Native	61	0	0
Native Hawaiian or Other Pacific Islander	1	0	0
<b>Total</b>	<b>75,561</b>	<b>18</b>	<b>0</b>
Hispanic	1,226	2	0
Not Hispanic	74,335	16	0

Table 2 – Table of assistance to racial and ethnic populations by source of funds

### Narrative

According to PR-23 CDBG Summary of Accomplishments, there were 75,525 total beneficiaries. With 95 persons identifying as “other multi-racial” ; these persons are not included in the above table.

The CDBG beneficiaries are largely from public facility and infrastructure activities as well as public services. Some CDBG funding (\$90,000) was used to assist in the operation of permanent supportive housing. HOME and ESG funds were used to assist individuals and households via the TBRA program (HOME funds) and various activities funded with ESG dollars. The ESG beneficiaries are included in the SAGE report (see attached).

## CR-15 - Resources and Investments 91.520(a)

### Identify the resources made available

Source of Funds	Source	Resources Made Available	Amount Expended During Program Year
CDBG	public - federal	3,456,533	\$2,964,090.03
HOME	public - federal	938,418	\$993,168.93
ESG	public - federal	289,330	\$186,075.84

Table 3 - Resources Made Available

### Narrative

### Identify the geographic distribution and location of investments

Target Area	Planned Percentage of Allocation	Actual Percentage of Allocation	Narrative Description
NA	NA	NA	NA

Table 4 – Identify the geographic distribution and location of investments

### Narrative

The County has established priorities to ensure that scarce funds are directed to the most pressing needs as opposed to establishing targeted areas. The selection of non-housing community development priorities within income-eligible areas reflects the County's desire to create appreciable and lasting living environment improvements, and the specific geographic targeting of housing investment reflects the need to affirmatively further fair housing by directing this type of development to a broader range of neighborhoods and communities, broadening the supply of affordable housing outside of historically saturated areas.

## Leveraging

**Explain how federal funds leveraged additional resources (private, state and local funds), including a description of how matching requirements were satisfied, as well as how any publicly owned land or property located within the jurisdiction that were used to address the needs identified in the plan.**

ESG: The ESG program requires a dollar for dollar match, so the ESG grant leveraged \$259,676.01 from other federal, state and foundation sources.

CDBG: The County provides \$76,000 for permanent supportive housing to Westmoreland Community Action and \$14,000 in funding to Union Mission in Latrobe. These funds were used to match HUD supportive housing grant funding available through the CoC.

HOME: The County provided \$96,000 in funding for two modular housing units to be sold to income eligible homebuyers. While this project was expected to be completed in PY2019 there were some delays related to construction issues and these projects will be completed in PY2020. The County has also committed to providing HOME funding over several years for the construction or a development on Mary Street in Latrobe. This development, when completed, will have 6 family units and will be funded with HOME dollars. To date, over \$1M has been allocated to Mary Street over multiple years.

<b>Fiscal Year Summary – HOME Match</b>	
1. Excess match from prior Federal fiscal year	\$2,947,305.25
2. Match contributed during current Federal fiscal year	\$21,129
3 .Total match available for current Federal fiscal year (Line 1 plus Line 2)	\$2,968,434.25
4. Match liability for current Federal fiscal year	\$63,157.16
5. Excess match carried over to next Federal fiscal year (Line 3 minus Line 4)	\$2,905,277.09

**Table 5 – Fiscal Year Summary - HOME Match Report**

Match Contribution for the Federal Fiscal Year								
Project No. or Other ID	Date of Contribution	Cash (non-Federal sources)	Foregone Taxes, Fees, Charges	Appraised Land/Real Property	Required Infrastructure	Site Preparation, Construction Materials, Donated labor	Bond Financing	Total Match
1767	11/5/2018	\$7,529						\$7,529
	1/29/19	\$13,600						\$13,600

Table 6 – Match Contribution for the Federal Fiscal Year

**HOME MBE/WBE report**

Program Income – Enter the program amounts for the reporting period				
Balance on hand at begin-ning of reporting period \$	Amount received during reporting period \$	Total amount expended during reporting period \$	Amount expended for TBRA \$	Balance on hand at end of reporting period \$
0	0	0	0	0

Table 7 – Program Income

<b>Minority Business Enterprises and Women Business Enterprises – Indicate the number and dollar value of contracts for HOME projects completed during the reporting period</b>						
	Total	Minority Business Enterprises				White Non-Hispanic
		Alaskan Native or American Indian	Asian or Pacific Islander	Black Non-Hispanic	Hispanic	
<b>Contracts</b>						
Number	0	0	0	0	0	0
Dollar Amount	0	0	0	0	0	0
<b>Sub-Contracts</b>						
Number	0	0	0	0	0	0
Dollar Amount	0	0	0	0	0	0
	Total	Women Business Enterprises	Male			
<b>Contracts</b>						
Number	0	0	0			
Dollar Amount	0	0	0			
<b>Sub-Contracts</b>						
Number	0	0	0			
Dollar Amount	0	0	0			

**Table 8 - Minority Business and Women Business Enterprises**

<b>Minority Owners of Rental Property – Indicate the number of HOME assisted rental property owners and the total amount of HOME funds in these rental properties assisted</b>						
	Total	Minority Property Owners				White Non-Hispanic
		Alaskan Native or American Indian	Asian or Pacific Islander	Black Non-Hispanic	Hispanic	
Number	0	0	0	0	0	0
Dollar Amount	0	0	0	0	0	0

**Table 9 – Minority Owners of Rental Property**

<b>Relocation and Real Property Acquisition</b> – Indicate the number of persons displaced, the cost of relocation payments, the number of parcels acquired, and the cost of acquisition						
Parcels Acquired		0		0		
Businesses Displaced		0		0		
Nonprofit Organizations Displaced		0		0		
Households Temporarily Relocated, not Displaced		0		0		
Households Displaced	Total	Minority Property Enterprises				White Non-Hispanic
		Alaskan Native or American Indian	Asian or Pacific Islander	Black Non-Hispanic	Hispanic	
Number	0	0	0	0	0	0
Cost	0	0	0	0	0	0

**Table 10 – Relocation and Real Property Acquisition**



## CR-20 - Affordable Housing 91.520(b)

Evaluation of the jurisdiction's progress in providing affordable housing, including the number and types of families served, the number of extremely low-income, low-income, moderate-income, and middle-income persons served.

	One-Year Goal	Actual
Number of Homeless households to be provided affordable housing units	0	0
Number of Non-Homeless households to be provided affordable housing units	45	23
Number of Special-Needs households to be provided affordable housing units	0	0
<b>Total</b>	<b>45</b>	<b>23</b>

Table 11 – Number of Households

	One-Year Goal	Actual
Number of households supported through Rental Assistance	0	10
Number of households supported through The Production of New Units	25	0
Number of households supported through Rehab of Existing Units	20	13
Number of households supported through Acquisition of Existing Units	0	0
<b>Total</b>	<b>45</b>	<b>23</b>

Table 12 – Number of Households Supported

**Discuss the difference between goals and outcomes and problems encountered in meeting these goals.**

There is a discrepancy between the annual goal and the actual number of households assisted. The reasons for not meeting the goals, particularly in PY2019, were due to paperwork/legal issues such as securing easements from homeowners to complete projects, changes in staffing, as well as the onset of the Covid-19 pandemic. For example, the pandemic caused direct impacts such as supply chain issues and work stoppages that caused projects to not be completed within PY19 that otherwise would have been completed. The Odinvew project was subject to these construction delays and is expected to have residents begin to move in on October 15, 2020 and be at 100% occupancy by the end of December 2020. In addition, a more senior staff member retired at the onset of the pandemic which left a void in staffing. The pandemic and stay-at-home orders made it difficult to hire a new staff member to fill that role. The time required to conduct outreach for planning for and responding to the pandemic using CDBG-CV funds also impacted the ability of the County to push forward with projects. Lastly, there is a new HOME coordinator as the previous HOME coordinator took a posting elsewhere. These issues and challenges contributed to the County not being able to complete projects in the timeframe in which was originally laid out in the Consolidated Plan and 2019 Annual Plan.

**Discuss how these outcomes will impact future annual action plans.**

The County will continue to focus efforts on the development of new affordable rental units in complexes such as Mary Street in Latrobe and Odinview, which will be completed in PY2020 as described above. Developments such as these are prone to delays related to securing funding such as LIHTC and/or construction delays related to supply chain issues or weather events. Despite not meeting the goals this year, the County will continue to support the development of new units because, in time, the goals will be realized upon completion of the developments.

With respect to TBRA, the County will continue to monitor the expenditures. Because TBRA recipients in PY2019 were assisted using older funds, the County had already adjusted the TBRA funding levels in PY2019. As the older funds are drawn down, the County will add additional funds to the TBRA program.

**Include the number of extremely low-income, low-income, and moderate-income persons served by each activity where information on income by family size is required to determine the eligibility of the activity.**

<b>Number of Households Served</b>	<b>CDBG Actual</b>	<b>HOME Actual</b>
Extremely Low-income	0	18
Low-income	12	0
Moderate-income	0	0
<b>Total</b>	<b>12</b>	<b>18</b>

**Table 13 – Number of Households Served**

**Narrative Information**

For most CDBG activities, information on income by household size is not required as many projects are public facility and infrastructure related or pertain to the removal of architectural barriers. However, the emergency repair program, administered through WCHA, served an additional eight owner-occupied households (12 people), all of which were low-income.

For HOME activities with expended funds in PY2019, only the TBRA program, also administered by WCHA, required household income information. There were 10 households (18 persons) assisted via TBRA.

## **CR-25 - Homeless and Other Special Needs 91.220(d, e); 91.320(d, e); 91.520(c)**

**Evaluate the jurisdiction's progress in meeting its specific objectives for reducing and ending homelessness through:**

### **Reaching out to homeless persons (especially unsheltered persons) and assessing their individual needs**

Westmoreland County through its Office of Behavioral Health and Development Services along with local nonprofit organizations continually works toward eliminating chronic homelessness through support of HUD's Permanent Supportive Housing grants designed to help consumers who are chronically homeless, disabled, or with mental health diagnoses.

Additionally, the County is in close communication with several of the homeless service providers and are kept informed of the current conditions, which allows the County to more effectively manage the ESG program.

### **Addressing the emergency shelter and transitional housing needs of homeless persons**

To address the needs of homeless persons needing emergency shelter and transitional housing, the County continued to provide grant assistance to emergency shelters that serve homeless persons in Westmoreland County under the ESG program. The County provides transitional and permanent supportive housing and assistance to a shelter for chronically homeless males under the CDBG program and rental assistance under the HOME TBRA program and the ESG Rapid Re-housing program.

During FY 2019, Westmoreland County invested the following resources toward emergency shelters and other housing such as permanent supportive housing:

- Alle-Kiski HOPE Center Shelter: \$15,000
- Connect, Inc.: \$80,000
- Union Mission of Latrobe: \$34,500
- Westmoreland County Housing Authority: \$60,000
- Blackburn Center: \$35,000
- Union Mission Rapid Re-Housing: \$38,631

**Helping low-income individuals and families avoid becoming homeless, especially extremely low-income individuals and families and those who are: likely to become homeless after being discharged from publicly funded institutions and systems of care (such as health care facilities, mental health facilities, foster care and other youth facilities, and corrections programs and institutions); and, receiving assistance from public or private agencies that address housing, health, social services, employment, education, or youth needs**

Westmoreland County has continued to focus on serving the populations at-risk of homelessness through a strong county wide and regional network of public, private, and nonprofit housing and service providers.

In addition, the Southwest Pennsylvania CoC has developed discharge coordination policies in relation to youth aging out of foster care, patients released from medical facilities, patients released from mental health institutions, and prisoners released from correctional institutions.

Toward the end of the program year, the pandemic was declared and the County conducted additional outreach with municipalities and organizations within Westmoreland County to best meet the needs of the County's most vulnerable populations.

**Helping homeless persons (especially chronically homeless individuals and families, families with children, veterans and their families, and unaccompanied youth) make the transition to permanent housing and independent living, including shortening the period of time that individuals and families experience homelessness, facilitating access for homeless individuals and families to affordable housing units, and preventing individuals and families who were recently homeless from becoming homeless again**

Westmoreland County has continued to support programs that help homeless persons including the chronically homeless individuals and families, families with children, veterans and their families and unaccompanied youth. The Continuum of Care provides an ongoing comprehensive response to the different needs of homeless individuals and families so that they can make the critical transition from the streets to independent living.

## **CR-30 - Public Housing 91.220(h); 91.320(j)**

### **Actions taken to address the needs of public housing**

WCHA continues to put together an aggressive strategy to preserve living conditions across its inventory given its very limited available resources.

Having completed its most recent assessment and plan for Section 504 in March 2010, the Authority continues to place Section 504 updates among its top priorities. Proposed actions include increased accessibility of units for handicap residents. The Authority's 504 plan was approved by HUD and is in progress. WCHA will continue to use its public housing capital funds to make Section 504 improvements.

### **Actions taken to encourage public housing residents to become more involved in management and participate in homeownership**

WCHA administers the Family Self Sufficiency (FSS) Program, a HUD program that encourages communities to develop local strategies to help voucher families obtain employment and work toward economic independence and self-sufficiency. WCHA works with welfare agencies, schools, businesses, and other local partners to develop a comprehensive program that gives participating FSS family members the skills and experience to enable them to obtain employment that pays a living wage. WCHA hopes that the FSS program will continue to grow and that more voucher holders will take advantage of what the program has to offer in the years ahead.

During the time period from May 1, 2019 to April 30, 2020, there were 114 public housing FSS participants and 109 Section 8 FSS participants, for a total of 223.

WCHA encourages resident participation in management through resident groups throughout Westmoreland County's public housing communities. For example, Scottdale Manor, Westgate Manor, McMurty Towers, Arnold Manor, and Hempfield Towers all have a resident group. Their involvement may be more limited than an official resident council. However, WCHA staff members are continuing to work with Resident Advisory Groups on WCHA goals and initiatives to increase the involvement of residents in management.

### **Actions taken to provide assistance to troubled PHAs**

WCHA is not designated a troubled PHA.

## **CR-35 - Other Actions 91.220(j)-(k); 91.320(i)-(j)**

**Actions taken to remove or ameliorate the negative effects of public policies that serve as barriers to affordable housing such as land use controls, tax policies affecting land, zoning ordinances, building codes, fees and charges, growth limitations, and policies affecting the return on residential investment. 91.220 (j); 91.320 (i)**

During the reporting period, staff of the Westmoreland County Department of Planning reviewed the zoning ordinances of Irwin Borough, City of Latrobe, and City of Greensburg, for compliance that does not deter the development of affordable housing, especially for protected classes under Fair Housing Law. The three municipalities received written notification of the deficiencies, accompanied by a request that corrective actions be taken on the noted deficiencies by the municipalities to attain compliance with Federal Fair Housing laws.

**Actions taken to address obstacles to meeting underserved needs. 91.220(k); 91.320(j)**

The primary obstacle to meeting underserved needs has been limited funding resources available to address identified priorities. In 2018, Westmoreland County continued to partner with other public agencies and nonprofit organizations, when feasible, to leverage resources and maximize outcomes in addressing housing and community development needs. With the continuation of ESG Rapid Re-Housing funds, the County worked with local service providers to help prevent homelessness by providing rent assistance and utility assistance to very low income households.

Additional challenges presented by the Covid-19 pandemic, which, while CDBG-CV is not a part of the reporting requirements for PY2019, the pandemic was declared during PY2019. The incredible need among the community quickly grew and continues to exceed the level of funding available. The County has increased coordination with service providers to keep a pulse on what is happening at the grassroots level to be able to make adjustments to best meet the needs of the community in light of the pandemic. These strengthened partnerships will continue into the future.

**Actions taken to reduce lead-based paint hazards. 91.220(k); 91.320(j)**

Because of the age of the housing stock, the possible incidence and associated hazards of lead-based paint is relatively high.

To reduce lead based paint risks, Westmoreland County has developed a plan of action with specific objectives that are included in its housing rehabilitation program guidelines. Westmoreland County has taken the following actions to address lead based paint hazards:

### **Homeownership Programs**

Westmoreland County ensured that:

- Applicants for homeownership assistance received adequate information about lead based paint requirements

- Staff properly determined whether proposed projects are exempt from some or all lead based paint requirements
- A proper visual assessment was performed to identify deteriorated paint in the dwelling unit, any common areas servicing the unit, and exterior surfaces of the building
- Prior to occupancy, properly qualified personnel performed paint stabilization and the dwelling passed a clearance exam in accordance with the standards established in 24 CFR Part 35, Subpart R
- The home purchaser received the required lead based paint pamphlet and notices

### **Homeless/Special Needs Housing and Tenant Based Rental Assistance Programs**

- Westmoreland County ensured that program procedures for the sub recipient operators of the program made certain that:
- Applicants for special needs housing assistance received adequate information about lead-based paint requirements
- Staff properly determined whether proposed projects, or units within a project, were exempt from some or all lead based paint requirements
- A proper visual assessment was performed to identify deteriorated paint in the dwelling unit, any common areas servicing the unit, and exterior surfaces of the building
- Prior to occupancy, properly qualified personnel performed paint stabilization and the dwelling passed a clearance exam in accordance with the standards established in 24 CFR Part 35, Subpart R
- Occupants received the required lead-based paint pamphlet and notices
- Required ongoing lead based paint maintenance activities were incorporated into project operations if the assistance involved a continuing relationship with HUD

### **Actions taken to reduce the number of poverty-level families. 91.220(k); 91.320(j)**

Westmoreland County recognizes that it does not have significant control over the factors that may help to reduce the number of households with incomes below the poverty level. However, the County, through its Industrial Development Corporation (IDC), continued to work vigorously to create job opportunities for area residents by bringing new business and industry into the County and specifically its industrial park system.

The Westmoreland County Department of Planning and Development worked with state and federal departments and agencies to obtain and implement various grants for economic development purposes. Technical assistance was also provided to municipalities and nonprofit organizations in the submission of applications for funding through programs such as HUD's Economic Development Initiative Special Projects (EDI) grant program and the Commonwealth of Pennsylvania's Redevelopment Assistance Capital Program (RACP).

As part of its strategy to prevent and alleviate poverty in Westmoreland County, the County, through its various departments, continued to provide incentives for businesses to locate in low income areas, to

advocate for improved transportation alternatives, to support organizations that provide job training and placement services, to support homeless prevention activities, and to preserve and improve affordable housing options.

**Actions taken to develop institutional structure. 91.220(k); 91.320(j)**

The lead agency for the Annual Plan is Westmoreland County's Department of Planning and Development. The Department initiates the contracting, administration, organization, and preparation of the Annual Plan and coordinates with the public, private, and nonprofit entities through which it carries out the plan.

In 2019, the Department of Planning and Development continued to administer the CDBG, HOME, and ESG programs that are used to fund various housing, community development, and economic development initiatives throughout the County and the HOME Consortium communities of Scottdale, Jeannette, Monesson, Greensburg and Arnold.

The Westmoreland County Housing Authority (WCHA) enjoys an amicable working relationship with the Westmoreland County Department of Planning and Development. This relationship has resulted in a cooperative effort between the two organizations to enhance the availability, adequacy, and affordability of housing for low-income residents in Westmoreland County. Because of WCHA's experience in housing development and management, in 2019 the County provided financial resources (CDBG and HOME funds) to assist WCHA in carrying out its plans.

The Westmoreland Local Housing Options Team (LHOT) is a committee of the Westmoreland Coalition on Housing. Its goal is to meet the housing requirements for people with disabilities and mental health issues.

In 2019, non-profit organizations carried out CDBG, HOME and ESG activities in a sub recipient capacity, including Homes Build Hope, Westmoreland Community Action, Westmoreland County Housing Authority, Westoreland County Redevelopment Authority, Alle-Kiski HOPE, Union Mission of Latrobe, Connect, Inc., and Blackburn Center.

Additionally, the Covid-19 pandemic provided an opportunity to further collaborate with service providers within the community. These strengthened partnerships will continue into the future.



**Actions taken to enhance coordination between public and private housing and social service agencies. 91.220(k); 91.320(j)**

In 2019, Westmoreland County continued to foster a positive and productive working relationship with affordable housing providers, supportive service providers, the Westmoreland County Housing Authority, and other area organizations engaged in the provision of services to LMI persons and households in the County. In addition, the County continued to participate with the Westmoreland Coalition on Housing and the Local Housing Options Team by attending several meetings throughout FY 19 and being an active partner in discussions on various needs and issues of the County's special needs, low income, and homeless populations.

In order to coordinate housing and supportive service efforts for County residents, the County continued to work with public and private organizations in 2019 by providing the following:

- Technical assistance to the County's designated CHDOs that assisted the CHDOs to develop permanent housing for income qualified persons.
- ESG and/or CDBG funding to shelter providers and WCHA for the provision of support services to the homeless and those threatened with homelessness.
- Continued working with private developers who propose the development of new supportive housing units with planned support service components.

With regard to economic development initiatives, the County Planning and Development Department continued to work closely with the Redevelopment Authority of the County of Westmoreland and the Westmoreland County Industrial Development Corporation on various economic development projects throughout the County.

**Identify actions taken to overcome the effects of any impediments identified in the jurisdictions analysis of impediments to fair housing choice. 91.520(a)**

- Local zoning ordinances continue to be scheduled for review for compliance with fair housing laws. The three following municipalities that ordinances were reviewed during the reporting period were Irwin Borough, City of Greensburg, and the City of Latrobe. The municipalities were notified by letter of the deficiencies and informed that failure to take remedial actions could jeopardize future CDBG and HOME funding.
- The County will continue to refer fair housing complaints to corresponding agencies and the regional HUD office, if required, which are equipped and trained to manage such complaints effectively and efficiently.
- The County will continue to with the WCHA to efficiently utilize entitlement funds to provide rental assistance and homeless prevention assistance to extremely low-and low-income residents.
- The County has partnered with WCHA to provide funding for seven (7) low income new senior affordable rental units within a 47 unit development which will be competed in PY2020.
- The County committed funds for homeowner and housing rehabilitation to income-eligible households countywide.

## **CR-40 - Monitoring 91.220 and 91.230**

**Describe the standards and procedures used to monitor activities carried out in furtherance of the plan and used to ensure long-term compliance with requirements of the programs involved, including minority business outreach and the comprehensive planning requirements**

The Westmoreland County Department of Planning and Development (Department) has the primary responsibility of monitoring the County's and HOME Consortium's CDBG and HOME activities. The Department keeps records on the progress made toward meeting goals and on the statutory and regulatory compliance of each activity.

For each activity, the Department has established fiscal and management procedures that will ensure program compliance and accountability of funds. Additionally, the Department ensures that reports to HUD are complete and accurate. Also, programs are subject to the Single Audit Act.

In accordance with HUD's Community Planning and Development Notice 03-09, Westmoreland County implements outcomes and performance measures for the CDBG, HOME and ESG programs. The County incorporates HUD's recommended systems and procedures into its IDIS reporting and its Consolidated Annual Performance and Evaluation Report (CAPER).

### ***Minority Business Outreach***

The purpose of the County's Minority and Women's Business Enterprise Policy is to outline the actions planned by the County to affirmatively further opportunities for small businesses, minority-owned businesses, and women-owned businesses. By merit of its participation in HUD's CDBG program and HOME program, the County is obligated to comply with the Uniform Federal Administrative requirements at 24 CFR 85.36 (e) relative to small business, Minority, and Women's Business (MBE/WBE) contracting.

In addition, Section 281 of the National Affordable Housing Act requires the County to establish and carry out an MBE/WBE outreach program to encourage the involvement of minority and women-owned businesses in HOME-funded activities.

While no MBE/WBE contracts were awarded during this reporting period, Westmoreland County will continue to try to reach its goal for utilization of MBE/WBEs through its contracts for public works, site clearance, demolition, housing rehabilitation and construction, supplies and services at a target of 6% of the anticipated CDBG and HOME grants for the County.

As part of the preparation of the contract documents, Westmoreland County may determine a goal and percentage amount that represents the maximum, feasible involvement of MBE/WBEs. Individual projects, therefore, may vary from the stated percentage goal. It is expected that during the course of any fiscal year, the total volume awarded to MBE/WBEs will approximate the above stated goals.

The person assigned as the Local Government Coordinator for the Westmoreland County Department of Planning and Development shall be responsible for the overall coordination, monitoring, and reporting of MBE/WBE utilization.

Specific actions proposed to be carried out relative to affirmatively furthering opportunities for MBE/WBE contracting include the following:

- Monitor progress on a contract-by-contract basis to determine performance
- Maintain an up-to-date directory of MBE/WBE firms and include it in relevant solicitations
- Utilize local electronic and print media to publish statements of MBE/WBE policy
- Utilize the Pittsburgh Minority Business Development Center and other agencies to expand MBE/WBE participation in CDBG- and HOME-funded contracts
- Obtain certifications from contractors that provide information on the principals of each firm and their percentage of ownership
- Explore the availability of public and/or privately sponsored technical assistance programs aimed at expanding the MBE/WBE utilization

All sub-recipients are monitored by County CDBG, HOME, and ESG staff on an annual basis in accordance with HUD and County monitoring plans. The monitoring review is conducted on-site or off-site as necessary.

No findings were recorded during the FY2019 desk monitorings.

### **Citizen Participation Plan 91.105(d); 91.115(d)**

#### **Describe the efforts to provide citizens with reasonable notice and an opportunity to comment on performance reports.**

On October 13, 2020, Westmoreland County published a notice advertising the availability of the draft CAPER for public review and comment. The 15 day public display/comment period was from October 14, 2020 through October 28, 2020. [Placeholder until after the public comment period ends to include a summary of comments received.]

Public meetings were held in locations that are handicapped accessible, and all public notices contained information for persons with physical disabilities to request a reasonable accommodation. In all future advertisements, information about requesting assistance for persons with limited English proficiency, following the County's Language Access Plan, will also be included.

## **CR-45 - CDBG 91.520(c)**

**Specify the nature of, and reasons for, any changes in the jurisdiction's program objectives and indications of how the jurisdiction would change its programs as a result of its experiences.**

Westmoreland County's CDBG program objectives did not change in FY 2019, and the County does not anticipate any future changes as a result of its experiences.

**Does this Jurisdiction have any open Brownfields Economic Development Initiative (BEDI) grants?**

No, the County does not have any BEDI grants.

**[BEDI grantees] Describe accomplishments and program outcomes during the last year.**

Not applicable.

## **CR-50 - HOME 91.520(d)**

### **Include the results of on-site inspections of affordable rental housing assisted under the program to determine compliance with housing codes and other applicable regulations**

Please list those projects that should have been inspected on-site this program year based upon the schedule in §92.504(d). Indicate which of these were inspected and a summary of issues that were detected during the inspection. For those that were not inspected, please indicate the reason and how you will remedy the situation.

The County does monitoring inspections during construction, and once the project is completed and occupied, to make sure the project meets the affordability requirements. The County does on-site inspections of HOME-Assisted properties according to the number of units in the project. After the required inspection during the first 12 months after project completion, the inspections are required every three years for projects during the affordability period.

The County inspected one hundred and four (104) HOME units. Three units were found to have deficiencies: 415 South Sixth St., Jeannette, PA; 429 South Sixth St., Jeannette, PA; and 416 Fouth Street, Derry, PA. In each case, deficiencies were corrected and the units reinspected and subsequently passed.

### **Provide an assessment of the jurisdiction's affirmative marketing actions for HOME units. 92.351(b)**

The County requires all participants to agree in writing to abide by the Affirmative Marketing Policy, which becomes part of the loan agreement for each HOME funded project which outlines procedures which must be implemented by CHDOs and other subrecipients.

### **Refer to IDIS reports to describe the amount and use of program income for projects, including the number of projects and owner and tenant characteristics**

HOME program incomes was used for TBRA. In PY2019, there were 10 households assisted via TBRA for a total of 18 persons; eight of the households identify as White and the remaining two households identify as Black. All households were renting their units and all households had incomes between 0-30% AMI. A total of \$51,127.06 in HOME program income was expended to assist these ten households.

### **Describe other actions taken to foster and maintain affordable housing. 91.220(k) (STATES ONLY: Including the coordination of LIHTC with the development of affordable housing). 91.320(j)**

To foster and maintain affordable housing:

- Westmoreland County allocated \$100,000 of FY 2019 CDBG funds to provide emergency housing rehabilitation services to 15 income eligible households countywide;

- The County will continue to partner with WCHA to efficiently utilize entitlement funds to provide TBRA and homeless prevention to extremely low and low-income households;
- The County has partnered with WCHA to provide funding for seven (7) low income new senior affordable rental units within a 47 unit development as part of a multi-year HOME-funded project;
- The County has committed funds as part of a multi-year HOME-funded project that will support the construction of 6 new family units on Mary Street; and
- The County has committed and will continue to commit funds for a Homebuyer Assistance Program that provides financial assistance to income eligible households that otherwise could not afford to purchase a home due to the lack of funds for down payment and other fees associated with a home purchase. The program guidelines are provided to the public and those working in the homebuyer industry, such as lenders and realtors.

# CR-60 - ESG 91.520(g) (ESG Recipients only)

## ESG Supplement to the CAPER in *e-snaps*

### For Paperwork Reduction Act

#### 1. Recipient Information—All Recipients Complete

##### Basic Grant Information

Recipient Name	WESTMORELAND COUNTY
Organizational DUNS Number	068737030
EIN/TIN Number	256001046
Identify the Field Office	PITTSBURGH
Identify CoC(s) in which the recipient or subrecipient(s) will provide ESG assistance	

##### ESG Contact Name

Prefix	Mrs
First Name	Jennifer
Middle Name	L
Last Name	Woodling
Suffix	0
Title	Local Government Coordinator

##### ESG Contact Address

Street Address 1	40 N Pennsylvania Ave.
Street Address 2	0
City	Greensburg
State	PA
ZIP Code	-
Phone Number	7248303615
Extension	0
Fax Number	0
Email Address	jwoodlin@co.westmoreland.pa.us

##### ESG Secondary Contact

Prefix	Mrs
First Name	JANET
Last Name	THOMAS
Suffix	0
Title	Deputy Director
Phone Number	7248303650
Extension	0
Email Address	jthomas@co.westmoreland.pa.us

## 2. Reporting Period—All Recipients Complete

<b>Program Year Start Date</b>	05/01/2019
<b>Program Year End Date</b>	04/30/2020



**3a. Subrecipient Form – Complete one form for each subrecipient**

**Subrecipient or Contractor Name** Blackburn Center Against Domestic and Sexual  
Violence  
**City** Greensburg  
**State** PA  
**Zip Code** 15601  
**DUNS Number** 105255715  
**Is subrecipient a victim services provider** Yes  
**Subrecipient Organization Type** Nonprofit  
**ESG Subgrant or Contract Award Amount** \$39,500

**Subrecipient or Contractor Name** Union Mission of Latrobe  
**City** Latrobe  
**State** PA  
**Zip Code** 15650  
**DUNS Number** 360821110  
**Is subrecipient a victim services provider** No  
**Subrecipient Organization Type** Nonprofit  
**ESG Subgrant or Contract Award Amount** \$73,131

**Subrecipient or Contractor Name** Connect, Inc.  
**City** Charleroi  
**State** PA  
**Zip Code** 15002  
**DUNS Number** 128569733  
**Is subrecipient a victim services provider** No  
**Subrecipient Organization Type** Nonprofit  
**ESG Subgrant or Contract Award Amount** \$80,000

**Subrecipient or Contractor Name** Westmoreland County Housing Authority  
**City** Greensburg  
**State** PA  
**Zip Code** 15601  
**DUNS Number** 0862080890000  
**Is subrecipient a victim services provider** No  
**Subrecipient Organization Type** Nonprofit  
**ESG Subgrant or Contract Award Amount** \$60,000

**Subrecipient or Contractor Name** Alle-Kiski HOPE Center, Inc.  
**City** Tarentum  
**State** PA  
**Zip Code** 15084  
**DUNS Number** 020198870  
**Is subrecipient a victim services provider** No  
**Subrecipient Organization Type** Nonprofit  
**ESG Subgrant of Contract Award Amount** \$15,000

## CR-65 - Persons Assisted

### 4. Persons Served

Per HUD instructions, please see the attached SAGE report for information related the the tables in this section.

#### 4a. Complete for Homelessness Prevention Activities

Number of Persons in Households	Total
Adults	
Children	
Don't Know/Refused/Other	
Missing Information	
<b>Total</b>	

Table 16 – Household Information for Homeless Prevention Activities

#### 4b. Complete for Rapid Re-Housing Activities

Number of Persons in Households	Total
Adults	
Children	
Don't Know/Refused/Other	
Missing Information	
<b>Total</b>	

Table 17 – Household Information for Rapid Re-Housing Activities

#### 4c. Complete for Shelter

Number of Persons in Households	Total
Adults	
Children	
Don't Know/Refused/Other	
Missing Information	
<b>Total</b>	

Table 18 – Shelter Information

**4d. Street Outreach**

<b>Number of Persons in Households</b>	<b>Total</b>
Adults	
Children	
Don't Know/Refused/Other	
Missing Information	
<b>Total</b>	

**Table 19 – Household Information for Street Outreach**

**4e. Totals for all Persons Served with ESG**

<b>Number of Persons in Households</b>	<b>Total</b>
Adults	
Children	
Don't Know/Refused/Other	
Missing Information	
<b>Total</b>	

**Table 20 – Household Information for Persons Served with ESG**

**5. Gender—Complete for All Activities**

	<b>Total</b>
Male	
Female	
Transgender	
Don't Know/Refused/Other	
Missing Information	
<b>Total</b>	

**Table 21 – Gender Information**

**6. Age—Complete for All Activities**

	<b>Total</b>
Under 18	
18-24	
25 and over	
Don't Know/Refused/Other	
Missing Information	
<b>Total</b>	

**Table 22 – Age Information**

**7. Special Populations Served—Complete for All Activities**

**Number of Persons in Households**

<b>Subpopulation</b>	<b>Total</b>	<b>Total Persons Served – Prevention</b>	<b>Total Persons Served – RRH</b>	<b>Total Persons Served in Emergency Shelters</b>
Veterans				
Victims of Domestic Violence				
Elderly				
HIV/AIDS				
Chronically Homeless				
<b>Persons with Disabilities:</b>				
Severely Mentally Ill				
Chronic Substance Abuse				
Other Disability				
Total (unduplicated if possible)				

**Table 23 – Special Population Served**

## CR-70 – ESG 91.520(g) - Assistance Provided and Outcomes

### 10. Shelter Utilization

Number of New Units – Rehabbed	0
Number of New Units – Conversion	0
Total Number of bed - nights available	31,639
Total Number of bed - nights provided	26,520
Capacity Utilization	83.8%

Table 24 – Shelter Capacity

### 11. Project Outcomes Data measured under the performance standards developed in consultation with the CoC(s)

According to the CoC’s Five-Year Strategic Plan 2019 Update, the CoC’s goals are:

- 50% reduction in the number of people experiencing homelessness (reduce by 50%)
- End chronic homelessness (achieve functional zero)
- End Veteran homelessness (achieve functional zero)
- Reduce homelessness among families with children (reduce by 50%)
- Reduce homelessness among unaccompanied youth (reduce by 50%)
- Set a path to end all forms of homelessness (reduce duration of homelessness to an average of 50 days or less)

According to the 2020 Point-in-Time Count for the Western Pennsylvania CoC (not only Westmoreland County), the following changes in homelessness were observed between 2019 and 2020’s PIT counts:

- There was a 4% increase (23 people) in the number of people experiencing homelessness
- There were 7 more chronically homeless persons (increase of 41%)
- There were 22 more veterans experiencing homelessness (increase of 25%)
- There were 11 fewer households with children experiencing homelessness (decrease of 11%)
- There were five fewer unaccompanied youth (decrease of 83%)

## CR-75 – Expenditures

### 11. Expenditures

#### 11a. ESG Expenditures for Homelessness Prevention

	Dollar Amount of Expenditures in Program Year		
	2017	2018	2019
Expenditures for Rental Assistance			
Expenditures for Housing Relocation and Stabilization Services - Financial Assistance			
Expenditures for Housing Relocation & Stabilization Services - Services			
Expenditures for Homeless Prevention under Emergency Shelter Grants Program	23,211.17	43,994.56	0
<b>Subtotal Homelessness Prevention</b>	<b>23,211.17</b>	<b>43,994.56</b>	<b>0</b>

Table 25 – ESG Expenditures for Homelessness Prevention

#### 11b. ESG Expenditures for Rapid Re-Housing

	Dollar Amount of Expenditures in Program Year		
	2017	2018	2019
Expenditures for Rental Assistance	14,123.36		
Expenditures for Housing Relocation and Stabilization Services - Financial Assistance			
Expenditures for Housing Relocation & Stabilization Services - Services			
Expenditures for Homeless Assistance under Emergency Shelter Grants Program			
<b>Subtotal Rapid Re-Housing</b>	<b>14,123.36</b>	<b>0</b>	<b>0</b>

Table 26 – ESG Expenditures for Rapid Re-Housing

#### 11c. ESG Expenditures for Emergency Shelter

	Dollar Amount of Expenditures in Program Year		
	2017	2018	2019
Essential Services			49,000.00
Operations		5,745.61	104,907.56
Renovation			
Major Rehab			
Conversion			
<b>Subtotal</b>	<b>0</b>	<b>5,745.61</b>	<b>153,907.56</b>

Table 27 – ESG Expenditures for Emergency Shelter

**11d. Other Grant Expenditures**

	Dollar Amount of Expenditures in Program Year		
	2017	2018	2019
Street Outreach	0	0	0
HMIS	0	0	0
Administration	0	8,947.39	10,251.00

**Table 28 - Other Grant Expenditures**

**11e. Total ESG Grant Funds**

Total ESG Funds Expended	2017	2018	2019
	37,334.53	58,687.56	164,158.56

**Table 29 - Total ESG Funds Expended**

**11f. Match Source**

	2017	2018	2019
Other Non-ESG HUD Funds	20,000.00	60,000.00	7,000.00
Other Federal Funds	0	0	22,100.00
State Government	0	0	19,600.00
Local Government	0	0	0
Private Funds	5,170.00	0	163,272.00
Other	0	0	1,338.16
Fees	0	0	0
Program Income	0	0	3,576.00
<b>Total Match Amount</b>	<b>25,170.00</b>	<b>60,000.00</b>	<b>216,886.16</b>

**Table 30 - Other Funds Expended on Eligible ESG Activities**

**11g. Total**

Total Amount of Funds Expended on ESG Activities	2017	2018	2019
	62,504.53	118,687.56	381,044.72

**Table 31 - Total Amount of Funds Expended on ESG Activities**

## **Attachments**

1. PR 03 CDBG Activity Summary Report
2. PR 23 CDBG Summary of Accomplishments
3. PR 26 CDBG Financial Summary Report
4. SAGE Reports (available electronically upon request)





U.S. Department of Housing and Urban Development  
 Office of Community Planning and Development  
 Integrated Disbursement and Information System  
 CDBG Activity Summary Report (GPR) for Program Year 2019  
 WESTMORELAND COUNTY

Date: 09-Oct-2020  
 Time: 13:46  
 Page: 1

**PGM Year:** 2016  
**Project:** 0005 - Demolition - Redevelopment Authority of Westmoreland County  
**IDIS Activity:** 1817 - Demolition--Redevelopment Authority of Westmoreland County

**Status:** Completed 6/20/2019 4:06:24 PM      **Objective:** Create suitable living environments  
**Location:** 40 N Pennsylvania Ave Greensburg, PA 15601-2341      **Outcome:** Sustainability  
**Matrix Code:** Clearance and Demolition (04)      **National Objective:** SBS

**Initial Funding Date:** 09/19/2016

**Description:**  
 Demolition and clearance of vacant blighted structures throughout Westmoreland County.

**Financing**


	Fund Type	Grant Year	Grant	Funded Amount	Drawn In Program Year	Drawn Thru Program Year
CDBG	EN	2016	B16UC420100	\$269,086.00	\$0.00	\$269,086.00
<b>Total</b>	<b>Total</b>			<b>\$269,086.00</b>	<b>\$0.00</b>	<b>\$269,086.00</b>

**Proposed Accomplishments**

Housing Units : 20

**Annual Accomplishments**

Years	Accomplishment Narrative	# Benefitting
2017	Demolition/site clearance of 10 dilapidated structures completed within FY 2017. Demolition of other structures within program year are noted on Activity #1780	
2018	Demolition of structures for FY 2018 noted under Activity # 1848	



U.S. Department of Housing and Urban Development  
 Office of Community Planning and Development  
 Integrated Disbursement and Information System  
 CDBG Activity Summary Report (GPR) for Program Year 2019  
 WESTMORELAND COUNTY

Date: 09-Oct-2020  
 Time: 13:46  
 Page: 2

**PGM Year:** 2017  
**Project:** 0005 - Mammoth Park - Removal of Architectural Barriers  
**IDIS Activity:** 1847 - Mammoth Park-Removal of Architectural Barriers

**Status:** Completed 6/10/2020 12:00:00 AM      **Objective:** Create suitable living environments  
**Location:** 2 N Main St Greensburg, PA 15601-2405      **Outcome:** Availability/accessibility  
**Matrix Code:** Parks, Recreational Facilities (03F)      **National Objective:** LMC

**Initial Funding Date:** 11/06/2017

**Description:**  
 Replacement of a public restroom which is inaccessible to physically disabled persons, installation of accessible walkways, and installation of handicapped parking facilities.

**Financing**

	Fund Type	Grant Year	Grant	Funded Amount	Drawn In Program Year	Drawn Thru Program Year
CDBG	EN	2017	B17UC420100	\$116,263.19	\$2,971.67	\$116,263.19
<b>Total</b>	<b>Total</b>			<b>\$116,263.19</b>	<b>\$2,971.67</b>	<b>\$116,263.19</b>


**Proposed Accomplishments**

Public Facilities : 33,672

**Actual Accomplishments**

*Number assisted:*

	<b>Owner</b>		<b>Renter</b>		<b>Total</b>		<b>Person</b>	
	Total	Hispanic	Total	Hispanic	Total	Hispanic	Total	Hispanic
White:	0	0	0	0	0	0	32,392	606
Black/African American:	0	0	0	0	0	0	774	0
Asian:	0	0	0	0	0	0	506	0
American Indian/Alaskan Native:	0	0	0	0	0	0	0	0
Native Hawaiian/Other Pacific Islander:	0	0	0	0	0	0	0	0
American Indian/Alaskan Native & White:	0	0	0	0	0	0	0	0
Asian White:	0	0	0	0	0	0	0	0
Black/African American & White:	0	0	0	0	0	0	0	0
American Indian/Alaskan Native & Black/African American:	0	0	0	0	0	0	0	0
Other multi-racial:	0	0	0	0	0	0	0	0
Asian/Pacific Islander:	0	0	0	0	0	0	0	0
Hispanic:	0	0	0	0	0	0	0	0
<b>Total:</b>	<b>0</b>	<b>0</b>	<b>0</b>	<b>0</b>	<b>0</b>	<b>0</b>	<b>33,672</b>	<b>606</b>
Female-headed Households:	0		0		0			



U.S. Department of Housing and Urban Development  
Office of Community Planning and Development  
Integrated Disbursement and Information System  
CDBG Activity Summary Report (GPR) for Program Year 2019  
WESTMORELAND COUNTY

Date: 09-Oct-2020

Time: 13:46


Page: 3

*Income Category:*

	<b>Owner</b>	<b>Renter</b>	<b>Total</b>	<b>Person</b>
Extremely Low	0	0	0	0
Low Mod	0	0	0	33,672
Moderate	0	0	0	0
Non Low Moderate	0	0	0	0
Total	0	0	0	33,672
Percent Low/Mod				100.0%

**Annual Accomplishments**

<b>Years</b>	<b>Accomplishment Narrative</b>	<b># Benefitting</b>
2019	Replacement of a public restroom which is inaccessible to physically disabled persons, installation of accessible walkways, and installation of handicapped parking facilities has been completed.	



U.S. Department of Housing and Urban Development  
 Office of Community Planning and Development  
 Integrated Disbursement and Information System  
 CDBG Activity Summary Report (GPR) for Program Year 2019  
 WESTMORELAND COUNTY

Date: 09-Oct-2020  
 Time: 13:46  
 Page: 4

**PGM Year:** 2017  
**Project:** 0002 - Westmoreland County Housing Authority - Emergency Housing Rehabilitation  
**IDIS Activity:** 1849 - Westmoreland County Housing Authority--Emergency Housing Rehabilitation

**Status:** Completed 5/21/2019 12:00:00 AM      **Objective:** Create suitable living environments  
**Location:** 268 Sherman Ave Vandergrift, PA 15690-1148      **Outcome:** Sustainability  
**Matrix Code:** Rehab; Single-Unit Residential (14A)      **National Objective:** LMH

**Initial Funding Date:** 11/06/2017

**Description:**  
 Replacement of deteriorated roofs and furnaces for very low income households.

**Financing**

	Fund Type	Grant Year	Grant	Funded Amount	Drawn In Program Year	Drawn Thru Program Year
CDBG	EN	2017	B17UC420100	\$100,000.00	\$0.00	\$100,000.00
<b>Total</b>	<b>Total</b>			<b>\$100,000.00</b>	<b>\$0.00</b>	<b>\$100,000.00</b>

**Proposed Accomplishments**

Housing Units : 25

**Actual Accomplishments**

*Number assisted:*

	<b>Owner</b>		<b>Renter</b>		<b>Total</b>		<b>Person</b>	
	Total	Hispanic	Total	Hispanic	Total	Hispanic	Total	Hispanic
White:	12	0	0	0	12	0	0	0
Black/African American:	0	0	0	0	0	0	0	0
Asian:	0	0	0	0	0	0	0	0
American Indian/Alaskan Native:	0	0	0	0	0	0	0	0
Native Hawaiian/Other Pacific Islander:	0	0	0	0	0	0	0	0
American Indian/Alaskan Native & White:	0	0	0	0	0	0	0	0
Asian White:	0	0	0	0	0	0	0	0
Black/African American & White:	0	0	0	0	0	0	0	0
American Indian/Alaskan Native & Black/African American:	0	0	0	0	0	0	0	0
Other multi-racial:	0	0	0	0	0	0	0	0
Asian/Pacific Islander:	0	0	0	0	0	0	0	0
Hispanic:	0	0	0	0	0	0	0	0
<b>Total:</b>	<b>12</b>	<b>0</b>	<b>0</b>	<b>0</b>	<b>12</b>	<b>0</b>	<b>0</b>	<b>0</b>
Female-headed Households:	0		0		0			



U.S. Department of Housing and Urban Development  
Office of Community Planning and Development  
Integrated Disbursement and Information System  
CDBG Activity Summary Report (GPR) for Program Year 2019  
WESTMORELAND COUNTY

Date: 09-Oct-2020

Time: 13:46


Page: 5

*Income Category:*

	<b>Owner</b>	<b>Renter</b>	<b>Total</b>	<b>Person</b>
Extremely Low	0	0	0	0
Low Mod	12	0	12	0
Moderate	0	0	0	0
Non Low Moderate	0	0	0	0
Total	12	0	12	0
Percent Low/Mod	100.0%		100.0%	

**Annual Accomplishments**

<b>Years</b>	<b>Accomplishment Narrative</b>	<b># Benefitting</b>
2017	Installation of one galvanized metal roof with 40 year warranty, metal redge caps, steel gable and snow gable completed	
2018	In 2018, 12 very low income households were served. 3 new furnaces were installed, and 9 new roofs were installed.	



U.S. Department of Housing and Urban Development  
 Office of Community Planning and Development  
 Integrated Disbursement and Information System  
 CDBG Activity Summary Report (GPR) for Program Year 2019  
 WESTMORELAND COUNTY

Date: 09-Oct-2020  
 Time: 13:46  
 Page: 6

**PGM Year:** 2017  
**Project:** 0012 - Penn Borough - Street Reconstruction  
**IDIS Activity:** 1857 - Penn Borough-Street Reconstruction

**Status:** Completed 4/13/2020 12:00:00 AM  
**Location:** 40 N Pennsylvania Ave Greensburg, PA 15601-2341

**Objective:** Create suitable living environments  
**Outcome:** Availability/accessibility  
**Matrix Code:** Street Improvements (03K)

**National Objective:** LMA

**Initial Funding Date:** 11/06/2017

**Description:**

Reconstruction of S.  
 Railroad Street from Stoy St.  
 to Church St.

**Financing**


	Fund Type	Grant Year	Grant	Funded Amount	Drawn In Program Year	Drawn Thru Program Year
CDBG	EN	2017	B17UC420100	\$25,063.40	\$25,063.40	\$25,063.40
<b>Total</b>	<b>Total</b>			<b>\$25,063.40</b>	<b>\$25,063.40</b>	<b>\$25,063.40</b>

**Proposed Accomplishments**

People (General) : 6  
 Total Population in Service Area: 6  
 Census Tract Percent Low / Mod: 66.60

**Annual Accomplishments**

Years	Accomplishment Narrative	# Benefitting
2019	Reconstruction of S. Railroad Street from Stoy St. to Church St. has been completed.	



U.S. Department of Housing and Urban Development  
 Office of Community Planning and Development  
 Integrated Disbursement and Information System  
 CDBG Activity Summary Report (GPR) for Program Year 2019  
 WESTMORELAND COUNTY

Date: 09-Oct-2020  
 Time: 13:46  
 Page: 7

**PGM Year:** 2017  
**Project:** 0016 - Trafford Borough - Removal of Architectural Barriers  
**IDIS Activity:** 1862 - Trafford Borough-Removal of Architectural Barriers

**Status:** Completed 3/30/2020 12:00:00 AM      **Objective:** Create suitable living environments  
**Location:** 40 N Pennsylvania Ave Greensburg, PA 15601-2341      **Outcome:** Availability/accessibility  
**Matrix Code:** Parks, Recreational Facilities (03F)      **National Objective:** LMC

**Initial Funding Date:** 11/06/2017

**Description:**  
 ADA improvements to a restroom at a municipal park.

**Financing**

	Fund Type	Grant Year	Grant	Funded Amount	Drawn In Program Year	Drawn Thru Program Year
CDBG	EN	2017	B17UC420100	\$35,700.00	\$7,597.50	\$35,700.00
<b>Total</b>	<b>Total</b>			<b>\$35,700.00</b>	<b>\$7,597.50</b>	<b>\$35,700.00</b>


**Proposed Accomplishments**

Public Facilities : 465

**Actual Accomplishments**

*Number assisted:*

	<b>Owner</b>		<b>Renter</b>		<b>Total</b>		<b>Person</b>	
	Total	Hispanic	Total	Hispanic	Total	Hispanic	Total	Hispanic
White:	0	0	0	0	0	0	455	0
Black/African American:	0	0	0	0	0	0	7	0
Asian:	0	0	0	0	0	0	0	0
American Indian/Alaskan Native:	0	0	0	0	0	0	0	0
Native Hawaiian/Other Pacific Islander:	0	0	0	0	0	0	0	0
American Indian/Alaskan Native & White:	0	0	0	0	0	0	0	0
Asian White:	0	0	0	0	0	0	0	0
Black/African American & White:	0	0	0	0	0	0	0	0
American Indian/Alaskan Native & Black/African American:	0	0	0	0	0	0	0	0
Other multi-racial:	0	0	0	0	0	0	3	0
Asian/Pacific Islander:	0	0	0	0	0	0	0	0
Hispanic:	0	0	0	0	0	0	0	0
<b>Total:</b>	<b>0</b>	<b>0</b>	<b>0</b>	<b>0</b>	<b>0</b>	<b>0</b>	<b>465</b>	<b>0</b>
Female-headed Households:	0		0		0			



U.S. Department of Housing and Urban Development  
Office of Community Planning and Development  
Integrated Disbursement and Information System  
CDBG Activity Summary Report (GPR) for Program Year 2019  
WESTMORELAND COUNTY

Date: 09-Oct-2020

Time: 13:46

Page: 8

*Income Category:*

	<b>Owner</b>	<b>Renter</b>	<b>Total</b>	<b>Person</b>
Extremely Low	0	0	0	0
Low Mod	0	0	0	465
Moderate	0	0	0	0
Non Low Moderate	0	0	0	0
Total	0	0	0	465
Percent Low/Mod				100.0%

**Annual Accomplishments**

<b>Years</b>	<b>Accomplishment Narrative</b>	<b># Benefiting</b>
2019	ADA accessibility improvements have been completed at municipal BY Park.	





U.S. Department of Housing and Urban Development  
 Office of Community Planning and Development  
 Integrated Disbursement and Information System  
 CDBG Activity Summary Report (GPR) for Program Year 2019  
 WESTMORELAND COUNTY

Date: 09-Oct-2020  
 Time: 13:46  
 Page: 9

**PGM Year:** 2017  
**Project:** 0017 - Upper Burrell Township - Storm Water Facilities  
**IDIS Activity:** 1863 - Upper Burrell Township-Storm Water Facilities

**Status:** Completed 10/18/2019 12:00:00 AM  
**Location:** 40 N Pennsylvania Ave Greensburg, PA 15601-2341

**Objective:** Create suitable living environments  
**Outcome:** Availability/accessibility  
**Matrix Code:** Flood Drainage Improvements (031)      **National Objective:** LMA

**Initial Funding Date:** 11/06/2017

**Description:**  
 Storm water drainage improvements in the Lincoln Beach area.

**Financing**


	Fund Type	Grant Year	Grant	Funded Amount	Drawn In Program Year	Drawn Thru Program Year
CDBG	EN	2017	B17UC420100	\$39,100.00	\$12,215.00	\$39,100.00
<b>Total</b>	<b>Total</b>			<b>\$39,100.00</b>	<b>\$12,215.00</b>	<b>\$39,100.00</b>

**Proposed Accomplishments**

Public Facilities : 11  
 Total Population in Service Area: 11  
 Census Tract Percent Low / Mod: 81.80

**Annual Accomplishments**

Years	Accomplishment Narrative	# Benefiting
2019	Storm Water Facilities in Lincoln Beach area were completed.	



U.S. Department of Housing and Urban Development  
 Office of Community Planning and Development  
 Integrated Disbursement and Information System  
 CDBG Activity Summary Report (GPR) for Program Year 2019  
 WESTMORELAND COUNTY

Date: 09-Oct-2020  
 Time: 13:46  
 Page: 10

**PGM Year:** 2017  
**Project:** 0023 - Administration  
**IDIS Activity:** 1864 - Administration

**Status:** Completed 7/31/2019 12:00:00 AM  
**Location:** ,

**Objective:**  
**Outcome:**  
**Matrix Code:** General Program Administration (21A)      **National Objective:**

**Initial Funding Date:** 11/06/2017

**Description:**  
 General administration of CDBG program.

**Financing**

	Fund Type	Grant Year	Grant	Funded Amount	Drawn In Program Year	Drawn Thru Program Year
CDBG	EN	2017	B17UC420100	\$625,901.00	\$101,529.34	\$625,901.00
<b>Total</b>	<b>Total</b>			<b>\$625,901.00</b>	<b>\$101,529.34</b>	<b>\$625,901.00</b>


**Proposed Accomplishments**

**Actual Accomplishments**

<i>Number assisted:</i>	<b>Owner</b>		<b>Renter</b>		<b>Total</b>		<b>Person</b>	
	Total	Hispanic	Total	Hispanic	Total	Hispanic	Total	Hispanic
White:					0	0		
Black/African American:					0	0		
Asian:					0	0		
American Indian/Alaskan Native:					0	0		
Native Hawaiian/Other Pacific Islander:					0	0		
American Indian/Alaskan Native & White:					0	0		
Asian White:					0	0		
Black/African American & White:					0	0		
American Indian/Alaskan Native & Black/African American:					0	0		
Other multi-racial:					0	0		
Asian/Pacific Islander:					0	0		
Hispanic:					0	0		
<b>Total:</b>	<b>0</b>	<b>0</b>	<b>0</b>	<b>0</b>	<b>0</b>	<b>0</b>	<b>0</b>	<b>0</b>
Female-headed Households:					0			

*Income Category:*

**Owner    Renter    Total            Person**



U.S. Department of Housing and Urban Development  
Office of Community Planning and Development  
Integrated Disbursement and Information System  
CDBG Activity Summary Report (GPR) for Program Year 2019  
WESTMORELAND COUNTY

Date: 09-Oct-2020


Time: 13:46

Page: 11

Extremely Low			0	
Low Mod			0	
Moderate			0	
Non Low Moderate			0	
Total	0	0	0	0
Percent Low/Mod				

**Annual Accomplishments**

No data returned for this view. This might be because the applied filter excludes all data.



U.S. Department of Housing and Urban Development  
 Office of Community Planning and Development  
 Integrated Disbursement and Information System  
 CDBG Activity Summary Report (GPR) for Program Year 2019  
 WESTMORELAND COUNTY

Date: 09-Oct-2020  
 Time: 13:46  
 Page: 12

**PGM Year:** 2017  
**Project:** 0028 - Twin Lakes Park--Removal of Architectural Barriers  
**IDIS Activity:** 1871 - Twin Lakes Park--Removal of Architectural Barriers

**Status:** Open  
**Location:** 40 N Pennsylvania Ave Greensburg, PA 15601-2341  
**Objective:** Create suitable living environments  
**Outcome:** Availability/accessibility  
**Matrix Code:** Parks, Recreational Facilities (03F) **National Objective:** LMC

**Initial Funding Date:** 02/26/2018

**Description:**  
 Replacement of a public restroom which is inaccessible to physically disabled persons, installation of accessible walkways, and installation of handicapped parking facilities.

**Financing**

	Fund Type	Grant Year	Grant	Funded Amount	Drawn In Program Year	Drawn Thru Program Year
CDBG	EN	2017	B17UC420100	\$136,890.00	\$20,432.20	\$98,018.20
<b>Total</b>	<b>Total</b>			<b>\$136,890.00</b>	<b>\$20,432.20</b>	<b>\$98,018.20</b>

**Proposed Accomplishments**

Public Facilities : 33,672

**Actual Accomplishments**

*Number assisted:*

	<b>Owner</b>		<b>Renter</b>		<b>Total</b>		<b>Person</b>	
	Total	Hispanic	Total	Hispanic	Total	Hispanic	Total	Hispanic
White:	0	0	0	0	0	0		0
Black/African American:	0	0	0	0	0	0	0	0
Asian:	0	0	0	0	0	0	0	0
American Indian/Alaskan Native:	0	0	0	0	0	0	0	0
Native Hawaiian/Other Pacific Islander:	0	0	0	0	0	0	0	0
American Indian/Alaskan Native & White:	0	0	0	0	0	0	0	0
Asian White:	0	0	0	0	0	0	0	0
Black/African American & White:	0	0	0	0	0	0	0	0
American Indian/Alaskan Native & Black/African American:	0	0	0	0	0	0	0	0
Other multi-racial:	0	0	0	0	0	0	0	0
Asian/Pacific Islander:	0	0	0	0	0	0	0	0
Hispanic:	0	0	0	0	0	0	0	0
<b>Total:</b>	<b>0</b>	<b>0</b>	<b>0</b>	<b>0</b>	<b>0</b>	<b>0</b>	<b>0</b>	<b>0</b>
Female-headed Households:	0		0		0			



U.S. Department of Housing and Urban Development  
Office of Community Planning and Development  
Integrated Disbursement and Information System  
CDBG Activity Summary Report (GPR) for Program Year 2019  
WESTMORELAND COUNTY

Date: 09-Oct-2020

Time: 13:46


Page: 13

*Income Category:*

	<b>Owner</b>	<b>Renter</b>	<b>Total</b>	<b>Person</b>
Extremely Low	0	0	0	0
Low Mod	0	0	0	0
Moderate	0	0	0	0
Non Low Moderate	0	0	0	0
Total	0	0	0	0
Percent Low/Mod				

**Annual Accomplishments**

<b>Years</b>	<b>Accomplishment Narrative</b>	<b># Benefiting</b>
2019	The ADA improvement project at Twin Lakes Park is underway, and includes the replacement of a public restroom which is inaccessible to physically disabled persons, installation of accessible walkways, and installation of handicapped parking facilities. The project is expected to be completed in September 2020.	



U.S. Department of Housing and Urban Development  
 Office of Community Planning and Development  
 Integrated Disbursement and Information System  
 CDBG Activity Summary Report (GPR) for Program Year 2019  
 WESTMORELAND COUNTY

Date: 09-Oct-2020  
 Time: 13:46  
 Page: 14

**PGM Year:** 2016  
**Project:** 0036 - Latrobe Facade Improvements  
**IDIS Activity:** 1874 - Latrobe Facade Improvements

**Status:** Completed 4/30/2020 12:00:00 AM  
**Location:** 816 Ligonier St Fourth Floor Suite 409 Latrobe, PA 15650-1800  
**Objective:** Create suitable living environments  
**Outcome:** Sustainability  
**Matrix Code:** Rehab; Publicly or Privately-Owned Commercial/Industrial (14E) **National Objective:** LMA

**Initial Funding Date:** 04/19/2018

**Description:**  
 Facade improvements for approximately 5 commercial structures in downtown Latrobe.

**Financing**


	Fund Type	Grant Year	Grant	Funded Amount	Drawn In Program Year	Drawn Thru Program Year
CDBG	EN	2016	B16UC420100	\$50,000.00	\$0.00	\$50,000.00
<b>Total</b>	<b>Total</b>			<b>\$50,000.00</b>	<b>\$0.00</b>	<b>\$50,000.00</b>

**Proposed Accomplishments**

Businesses : 5  
 Total Population in Service Area: 2,340  
 Census Tract Percent Low / Mod: 55.77

**Annual Accomplishments**

Years	Accomplishment Narrative	# Benefiting
2018	Facade improvements were completed on three (3) downtown commercial buildings: Dainty Pastry Scotty G's Pizza Jocelyn's Beauty Salon	



U.S. Department of Housing and Urban Development  
 Office of Community Planning and Development  
 Integrated Disbursement and Information System  
 CDBG Activity Summary Report (GPR) for Program Year 2019  
 WESTMORELAND COUNTY

Date: 09-Oct-2020  
 Time: 13:46  
 Page: 15

**PGM Year:** 2018  
**Project:** 0001 - Westmoreland Community Action Permanent Supportive Housing--Families  
**IDIS Activity:** 1877 - WCA Permanent Supportive Housing-Families

**Status:** Completed 4/13/2020 12:00:00 AM      **Objective:** Provide decent affordable housing  
**Location:** 226 S Maple Ave Ste 100 Greensburg, PA 15601-3233      **Outcome:** Availability/accessibility  
**Matrix Code:** Operating Costs of Homeless/AIDS Patients Programs (03T)      **National Objective:** LMC

**Initial Funding Date:** 11/02/2018

**Description:**

Operation of a permanent living program for homeless and near-homeless families and individuals.  
 Matrix code: 03T

**Financing**

	Fund Type	Grant Year	Grant	Funded Amount	Drawn In Program Year	Drawn Thru Program Year
CDBG	EN	2018	B18UC420100	\$46,994.41	\$9,963.69	\$46,994.41
<b>Total</b>	<b>Total</b>			<b>\$46,994.41</b>	<b>\$9,963.69</b>	<b>\$46,994.41</b>


**Proposed Accomplishments**

People (General) : 100

**Actual Accomplishments**

Number assisted:

	Owner		Renter		Total		Person	
	Total	Hispanic	Total	Hispanic	Total	Hispanic	Total	Hispanic
White:	0	0	0	0	0	0	18	0
Black/African American:	0	0	0	0	0	0	11	0
Asian:	0	0	0	0	0	0	0	0
American Indian/Alaskan Native:	0	0	0	0	0	0	0	0
Native Hawaiian/Other Pacific Islander:	0	0	0	0	0	0	0	0
American Indian/Alaskan Native & White:	0	0	0	0	0	0	0	0
Asian White:	0	0	0	0	0	0	0	0
Black/African American & White:	0	0	0	0	0	0	0	0
American Indian/Alaskan Native & Black/African American:	0	0	0	0	0	0	0	0
Other multi-racial:	0	0	0	0	0	0	33	0
Asian/Pacific Islander:	0	0	0	0	0	0	0	0
Hispanic:	0	0	0	0	0	0	0	0
<b>Total:</b>	<b>0</b>	<b>0</b>	<b>0</b>	<b>0</b>	<b>0</b>	<b>0</b>	<b>62</b>	<b>0</b>
Female-headed Households:	0		0		0			



U.S. Department of Housing and Urban Development  
Office of Community Planning and Development  
Integrated Disbursement and Information System  
CDBG Activity Summary Report (GPR) for Program Year 2019  
WESTMORELAND COUNTY

Date: 09-Oct-2020

Time: 13:46

Page: 16


*Income Category:*

	<b>Owner</b>	<b>Renter</b>	<b>Total</b>	<b>Person</b>
Extremely Low	0	0	0	62
Low Mod	0	0	0	0
Moderate	0	0	0	0
Non Low Moderate	0	0	0	0
Total	0	0	0	62
Percent Low/Mod				100.0%

**Annual Accomplishments**

<b>Years</b>	<b>Accomplishment Narrative</b>	<b># Benefiting</b>
2018	62 individuals assisted, 16 households	





U.S. Department of Housing and Urban Development  
 Office of Community Planning and Development  
 Integrated Disbursement and Information System  
 CDBG Activity Summary Report (GPR) for Program Year 2019  
 WESTMORELAND COUNTY

Date: 09-Oct-2020  
 Time: 13:46  
 Page: 17

**PGM Year:** 2018  
**Project:** 0032 - Westmoreland Community Action Permanent Supportive Housing--MH Individuals  
**IDIS Activity:** 1878 - WCA Permanent Supportive Housing-MH Individuals

**Status:** Completed 4/13/2020 12:00:00 AM  
**Location:** 226 S Pennsylvania Ave Greensburg, PA 15601-3007  
**Objective:** Provide decent affordable housing  
**Outcome:** Availability/accessibility  
**Matrix Code:** Operating Costs of Homeless/AIDS Patients Programs (03T)      **National Objective:** LMC

**Initial Funding Date:** 11/29/2018

**Description:**

Operation of a permanent living program for homeless and near-homeless individuals.  
 Matrix code: 03T

**Financing**

	Fund Type	Grant Year	Grant	Funded Amount	Drawn In Program Year	Drawn Thru Program Year
CDBG	EN	2018	B18UC420100	\$24,891.17	\$10,989.85	\$24,891.17
<b>Total</b>	<b>Total</b>			<b>\$24,891.17</b>	<b>\$10,989.85</b>	<b>\$24,891.17</b>


**Proposed Accomplishments**

People (General) : 10

**Actual Accomplishments**

Number assisted:

	Owner		Renter		Total		Person	
	Total	Hispanic	Total	Hispanic	Total	Hispanic	Total	Hispanic
White:	0	0	0	0	0	0	12	0
Black/African American:	0	0	0	0	0	0	1	0
Asian:	0	0	0	0	0	0	0	0
American Indian/Alaskan Native:	0	0	0	0	0	0	0	0
Native Hawaiian/Other Pacific Islander:	0	0	0	0	0	0	0	0
American Indian/Alaskan Native & White:	0	0	0	0	0	0	0	0
Asian White:	0	0	0	0	0	0	0	0
Black/African American & White:	0	0	0	0	0	0	0	0
American Indian/Alaskan Native & Black/African American:	0	0	0	0	0	0	0	0
Other multi-racial:	0	0	0	0	0	0	0	0
Asian/Pacific Islander:	0	0	0	0	0	0	0	0
Hispanic:	0	0	0	0	0	0	0	0
<b>Total:</b>	<b>0</b>	<b>0</b>	<b>0</b>	<b>0</b>	<b>0</b>	<b>0</b>	<b>13</b>	<b>0</b>
Female-headed Households:	0		0		0			



U.S. Department of Housing and Urban Development  
Office of Community Planning and Development  
Integrated Disbursement and Information System  
CDBG Activity Summary Report (GPR) for Program Year 2019  
WESTMORELAND COUNTY

Date: 09-Oct-2020

Time: 13:46


Page: 18

*Income Category:*

	<b>Owner</b>	<b>Renter</b>	<b>Total</b>	<b>Person</b>
Extremely Low	0	0	0	13
Low Mod	0	0	0	0
Moderate	0	0	0	0
Non Low Moderate	0	0	0	0
Total	0	0	0	13
Percent Low/Mod				100.0%

**Annual Accomplishments**

<b>Years</b>	<b>Accomplishment Narrative</b>	<b># Benefiting</b>
2018	Permanent supportive housing assistance was provided to 13 individuals	



U.S. Department of Housing and Urban Development  
 Office of Community Planning and Development  
 Integrated Disbursement and Information System  
 CDBG Activity Summary Report (GPR) for Program Year 2019  
 WESTMORELAND COUNTY

Date: 09-Oct-2020  
 Time: 13:46  
 Page: 19

**PGM Year:** 2018  
**Project:** 0002 - Westmoreland County Housing Authority - Emergency Housing Rehabilitation  
**IDIS Activity:** 1879 - WCHA--Emergency Rehabilitation

**Status:** Open  
**Location:** 428 Howard St Mt Pleasant, PA 15666-2416  
**Objective:** Create suitable living environments  
**Outcome:** Availability/accessibility  
**Matrix Code:** Rehab; Single-Unit Residential (14A) **National Objective:** LMH

**Initial Funding Date:** 11/29/2018

**Description:**

Replacement of deteriorated roofs and furnaces for very low-income households.  
 Matrix code: 14A

**Financing**

	Fund Type	Grant Year	Grant	Funded Amount	Drawn In Program Year	Drawn Thru Program Year
CDBG	EN	2018	B18UC420100	\$100,000.00	\$36,872.94	\$36,872.94
<b>Total</b>	<b>Total</b>			<b>\$100,000.00</b>	<b>\$36,872.94</b>	<b>\$36,872.94</b>


**Proposed Accomplishments**

Housing Units : 15

**Actual Accomplishments**

Number assisted:

	Owner		Renter		Total		Person	
	Total	Hispanic	Total	Hispanic	Total	Hispanic	Total	Hispanic
White:	7	0	0	0	7	0	0	0
Black/African American:	1	0	0	0	1	0	0	0
Asian:	0	0	0	0	0	0	0	0
American Indian/Alaskan Native:	0	0	0	0	0	0	0	0
Native Hawaiian/Other Pacific Islander:	0	0	0	0	0	0	0	0
American Indian/Alaskan Native & White:	0	0	0	0	0	0	0	0
Asian White:	0	0	0	0	0	0	0	0
Black/African American & White:	0	0	0	0	0	0	0	0
American Indian/Alaskan Native & Black/African American:	0	0	0	0	0	0	0	0
Other multi-racial:	0	0	0	0	0	0	0	0
Asian/Pacific Islander:	0	0	0	0	0	0	0	0
Hispanic:	0	0	0	0	0	0	0	0
<b>Total:</b>	<b>8</b>	<b>0</b>	<b>0</b>	<b>0</b>	<b>8</b>	<b>0</b>	<b>0</b>	<b>0</b>
Female-headed Households:	0		0		0			



U.S. Department of Housing and Urban Development  
Office of Community Planning and Development  
Integrated Disbursement and Information System  
CDBG Activity Summary Report (GPR) for Program Year 2019  
WESTMORELAND COUNTY

Date: 09-Oct-2020

Time: 13:46

Page: 20

*Income Category:*

	<b>Owner</b>	<b>Renter</b>	<b>Total</b>	<b>Person</b>
Extremely Low	0	0	0	0
Low Mod	8	0	8	0
Moderate	0	0	0	0
Non Low Moderate	0	0	0	0
Total	8	0	8	0
Percent Low/Mod	100.0%		100.0%	

**Annual Accomplishments**

<b>Years</b>	<b>Accomplishment Narrative</b>	<b># Benefiting</b>
2019	7 furnace replacements and 1 roof replacement was completed for low income households in 2019.	



U.S. Department of Housing and Urban Development  
 Office of Community Planning and Development  
 Integrated Disbursement and Information System  
 CDBG Activity Summary Report (GPR) for Program Year 2019  
 WESTMORELAND COUNTY

Date: 09-Oct-2020  
 Time: 13:46  
 Page: 21

**PGM Year:** 2018  
**Project:** 0003 - Redevelopment Authority of Westmoreland County Countywide  
**IDIS Activity:** 1880 - Redevelopment Authority Countywide Demolition

**Status:** Completed 3/6/2020 12:00:00 AM      **Objective:** Create suitable living environments  
**Location:** 40 N Pennsylvania Ave Fifth Floor, Suite 520 Greensburg, PA 15601-2341      **Outcome:** Availability/accessibility  
**Matrix Code:** Clearance and Demolition (04)      **National Objective:** SBS

**Initial Funding Date:** 11/29/2018

**Description:**  
 Demolition and clearance of vacant blighted structures throughout the county.

**Financing**


	Fund Type	Grant Year	Grant	Funded Amount	Drawn In Program Year	Drawn Thru Program Year
CDBG	EN	2018	B18UC420100	\$250,000.00	\$181,196.96	\$250,000.00
<b>Total</b>	<b>Total</b>			<b>\$250,000.00</b>	<b>\$181,196.96</b>	<b>\$250,000.00</b>

**Proposed Accomplishments**

Housing Units : 17

**Annual Accomplishments**

Years	Accomplishment Narrative	# Benefitting
2019	Demolition/site clearance of nine (9) dilapidated structures completed	



U.S. Department of Housing and Urban Development  
 Office of Community Planning and Development  
 Integrated Disbursement and Information System  
 CDBG Activity Summary Report (GPR) for Program Year 2019  
 WESTMORELAND COUNTY

Date: 09-Oct-2020  
 Time: 13:46  
 Page: 22

**PGM Year:** 2018  
**Project:** 0004 - Northmoreland Park Removal of Architectural Barriers  
**IDIS Activity:** 1881 - Northmoreland Park--Removal of Architectural Barriers

**Status:** Canceled 7/25/2019 12:00:00 AM  
**Location:** 40 N Pennsylvania Ave Fifth Floor, Suite 520 Greensburg, PA 15601-2341

**Objective:** Create suitable living environments  
**Outcome:** Availability/accessibility  
**Matrix Code:** Parks, Recreational Facilities (03F)      **National Objective:** LMC

**Initial Funding Date:** 11/29/2018

**Description:**  
 Replacement of a public restroom which is inaccessible to physically disabled persons at the BMXSoccer complex; installation of accessible walkways connections and installation of handicapped parking facilities. NOTE: Activity was cancelled at request of County Parks. Funding will be reallocated to new Cedar Creek project.

**Financing**  
 No data returned for this view. This might be because the applied filter excludes all data.


**Proposed Accomplishments**

Public Facilities : 33,672

**Actual Accomplishments**

*Number assisted:*

	Owner		Renter		Total		Person	
	Total	Hispanic	Total	Hispanic	Total	Hispanic	Total	Hispanic
White:	0	0	0	0	0	0		0
Black/African American:	0	0	0	0	0	0	0	0
Asian:	0	0	0	0	0	0	0	0
American Indian/Alaskan Native:	0	0	0	0	0	0	0	0
Native Hawaiian/Other Pacific Islander:	0	0	0	0	0	0	0	0
American Indian/Alaskan Native & White:	0	0	0	0	0	0	0	0
Asian White:	0	0	0	0	0	0	0	0
Black/African American & White:	0	0	0	0	0	0	0	0
American Indian/Alaskan Native & Black/African American:	0	0	0	0	0	0	0	0
Other multi-racial:	0	0	0	0	0	0	0	0



U.S. Department of Housing and Urban Development  
Office of Community Planning and Development  
Integrated Disbursement and Information System  
CDBG Activity Summary Report (GPR) for Program Year 2019  
WESTMORELAND COUNTY

Date: 09-Oct-2020

Time: 13:46

Page: 23

Asian/Pacific Islander:	0	0	0	0	0	0	0	0
Hispanic:	0	0	0	0	0	0	0	0
<b>Total:</b>	<b>0</b>	<b>0</b>	<b>0</b>	<b>0</b>	<b>0</b>	<b>0</b>	<b>0</b>	<b>0</b>


Female-headed Households: 0 0 0

*Income Category:*

	<b>Owner</b>	<b>Renter</b>	<b>Total</b>	<b>Person</b>
Extremely Low	0	0	0	0
Low Mod	0	0	0	0
Moderate	0	0	0	0
Non Low Moderate	0	0	0	0
Total	0	0	0	0
Percent Low/Mod				

**Annual Accomplishments**

No data returned for this view. This might be because the applied filter excludes all data.



U.S. Department of Housing and Urban Development  
 Office of Community Planning and Development  
 Integrated Disbursement and Information System  
 CDBG Activity Summary Report (GPR) for Program Year 2019  
 WESTMORELAND COUNTY

Date: 09-Oct-2020  
 Time: 13:46  
 Page: 24

**PGM Year:** 2018  
**Project:** 0030 - Union Mission Operations and Essential Services  
**IDIS Activity:** 1884 - Union Mission Operations and Essential Services

**Status:** Completed 1/27/2020 12:00:00 AM  
**Location:** 2217 Harrison Ave Latrobe, PA 15650-3315

**Objective:** Create suitable living environments  
**Outcome:** Availability/accessibility  
**Matrix Code:** Operating Costs of Homeless/AIDS Patients Programs (03T)

**National Objective:** LMC

**Initial Funding Date:** 11/29/2018

**Description:**

Operations and essential services for a permanent supportive housing facility for homeless persons.

**Financing**

	Fund Type	Grant Year	Grant	Funded Amount	Drawn In Program Year	Drawn Thru Program Year
CDBG	EN	2018	B18UC420100	\$14,000.00	\$10,520.46	\$14,000.00
<b>Total</b>	<b>Total</b>			<b>\$14,000.00</b>	<b>\$10,520.46</b>	<b>\$14,000.00</b>

**Proposed Accomplishments**

People (General) : 10

**Actual Accomplishments**

*Number assisted:*

	<b>Owner</b>		<b>Renter</b>		<b>Total</b>		<b>Person</b>	
	Total	Hispanic	Total	Hispanic	Total	Hispanic	Total	Hispanic
White:	0	0	0	0	0	0	4	0
Black/African American:	0	0	0	0	0	0	2	0
Asian:	0	0	0	0	0	0	0	0
American Indian/Alaskan Native:	0	0	0	0	0	0	0	0
Native Hawaiian/Other Pacific Islander:	0	0	0	0	0	0	0	0
American Indian/Alaskan Native & White:	0	0	0	0	0	0	1	0
Asian White:	0	0	0	0	0	0	0	0
Black/African American & White:	0	0	0	0	0	0	0	0
American Indian/Alaskan Native & Black/African American:	0	0	0	0	0	0	0	0
Other multi-racial:	0	0	0	0	0	0	0	0
Asian/Pacific Islander:	0	0	0	0	0	0	0	0
Hispanic:	0	0	0	0	0	0	0	0
<b>Total:</b>	<b>0</b>	<b>0</b>	<b>0</b>	<b>0</b>	<b>0</b>	<b>0</b>	<b>7</b>	<b>0</b>
Female-headed Households:	0		0		0			





U.S. Department of Housing and Urban Development  
Office of Community Planning and Development  
Integrated Disbursement and Information System  
CDBG Activity Summary Report (GPR) for Program Year 2019  
WESTMORELAND COUNTY

Date: 09-Oct-2020

Time: 13:46

Page: 25

*Income Category:*

	<b>Owner</b>	<b>Renter</b>	<b>Total</b>	<b>Person</b>
Extremely Low	0	0	0	7
Low Mod	0	0	0	0
Moderate	0	0	0	0
Non Low Moderate	0	0	0	0
Total	0	0	0	7
Percent Low/Mod				100.0%

**Annual Accomplishments**

<b>Years</b>	<b>Accomplishment Narrative</b>	<b># Benefiting</b>
2019	On site administrative/residential supervision and case-management services provided to 7 clients needing permanent supportive housing support. The primary goal is to assist clients in securing safe, affordable and permanent housing, and to prevent them from becoming homeless once more.	



U.S. Department of Housing and Urban Development  
 Office of Community Planning and Development  
 Integrated Disbursement and Information System  
 CDBG Activity Summary Report (GPR) for Program Year 2019  
 WESTMORELAND COUNTY

Date: 09-Oct-2020  
 Time: 13:46  
 Page: 26

**PGM Year:** 2018  
**Project:** 0031 - Avonmore Borough Street Reconstruction  
**IDIS Activity:** 1885 - Avonmore Street Reconstruction

**Status:** Completed 3/30/2020 12:00:00 AM  
**Location:** 40 N Pennsylvania Ave Fifth Floor, Suite 520 Greensburg, PA 15601-2341  
**Objective:** Create suitable living environments  
**Outcome:** Availability/accessibility  
**Matrix Code:** Street Improvements (03K) **National Objective:** LMA

**Initial Funding Date:** 11/29/2018

**Description:**  
 Reconstruction of Cambria Avenue from 4th Street to 6th Street.

**Financing**


	Fund Type	Grant Year	Grant	Funded Amount	Drawn In Program Year	Drawn Thru Program Year
CDBG	EN	2018	B18UC420100	\$109,933.18	\$109,933.18	\$109,933.18
<b>Total</b>	<b>Total</b>			<b>\$109,933.18</b>	<b>\$109,933.18</b>	<b>\$109,933.18</b>

**Proposed Accomplishments**

People (General) : 1,040  
 Total Population in Service Area: 2,020  
 Census Tract Percent Low / Mod: 51.49

**Annual Accomplishments**

Years	Accomplishment Narrative	# Benefiting
2019	Street reconstruction began September 23, 2019. Project will be completed by October 31,2019. Update: Reconstruction of Cambria Avenue from 4th Street to 6th Street has been completed.	



U.S. Department of Housing and Urban Development  
 Office of Community Planning and Development  
 Integrated Disbursement and Information System  
 CDBG Activity Summary Report (GPR) for Program Year 2019  
 WESTMORELAND COUNTY

Date: 09-Oct-2020  
 Time: 13:46  
 Page: 27

**PGM Year:** 2018  
**Project:** 0005 - Derry Borough Removal of Architectural Barriers  
**IDIS Activity:** 1886 - Derry Borough Removal of Architectural Barriers

**Status:** Open  
**Location:** 40 N Pennsylvania Ave Greensburg, PA 15601-2341  
**Objective:** Create suitable living environments  
**Outcome:** Availability/accessibility  
**Matrix Code:** Parks, Recreational Facilities (03F) **National Objective:** LMC

**Initial Funding Date:** 11/29/2018

**Description:**  
 Replacement of a public restroom which is inaccessible to physically disabled persons; installation of accessible walkways connections; and installation of handicapped parking facilities.

**Financing**

	Fund Type	Grant Year	Grant	Funded Amount	Drawn In Program Year	Drawn Thru Program Year
CDBG	EN	2018	B18UC420100	\$52,000.00	\$42,256.00	\$42,256.00
<b>Total</b>	<b>Total</b>			<b>\$52,000.00</b>	<b>\$42,256.00</b>	<b>\$42,256.00</b>

**Proposed Accomplishments**

Public Facilities : 280

**Actual Accomplishments**

*Number assisted:*

	<b>Owner</b>		<b>Renter</b>		<b>Total</b>		<b>Person</b>	
	Total	Hispanic	Total	Hispanic	Total	Hispanic	Total	Hispanic
White:	0	0	0	0	0	0		0
Black/African American:	0	0	0	0	0	0	0	0
Asian:	0	0	0	0	0	0	0	0
American Indian/Alaskan Native:	0	0	0	0	0	0	0	0
Native Hawaiian/Other Pacific Islander:	0	0	0	0	0	0	0	0
American Indian/Alaskan Native & White:	0	0	0	0	0	0	0	0
Asian White:	0	0	0	0	0	0	0	0
Black/African American & White:	0	0	0	0	0	0	0	0
American Indian/Alaskan Native & Black/African American:	0	0	0	0	0	0	0	0
Other multi-racial:	0	0	0	0	0	0	0	0
Asian/Pacific Islander:	0	0	0	0	0	0	0	0
Hispanic:	0	0	0	0	0	0	0	0
<b>Total:</b>	<b>0</b>	<b>0</b>	<b>0</b>	<b>0</b>	<b>0</b>	<b>0</b>	<b>0</b>	<b>0</b>
Female-headed Households:	0		0		0			



U.S. Department of Housing and Urban Development  
Office of Community Planning and Development  
Integrated Disbursement and Information System  
CDBG Activity Summary Report (GPR) for Program Year 2019  
WESTMORELAND COUNTY

Date: 09-Oct-2020

Time: 13:46


Page: 28

*Income Category:*

	<b>Owner</b>	<b>Renter</b>	<b>Total</b>	<b>Person</b>
Extremely Low	0	0	0	0
Low Mod	0	0	0	0
Moderate	0	0	0	0
Non Low Moderate	0	0	0	0
Total	0	0	0	0
Percent Low/Mod				

**Annual Accomplishments**

<b>Years</b>	<b>Accomplishment Narrative</b>	<b># Benefitting</b>
2019	Project is underway, however there has been a delay from the supplier in obtaining the ADA hand rails. Project is expected to be completed in summer of 2020.	



U.S. Department of Housing and Urban Development  
 Office of Community Planning and Development  
 Integrated Disbursement and Information System  
 CDBG Activity Summary Report (GPR) for Program Year 2019  
 WESTMORELAND COUNTY

Date: 09-Oct-2020  
 Time: 13:46  
 Page: 29

**PGM Year:** 2018  
**Project:** 0006 - Hempfield Township Removal of Architectural Barriers  
**IDIS Activity:** 1887 - Hempfield Township Removal of Architectural Barriers

**Status:** Completed 4/30/2020 12:00:00 AM  
**Location:** 40 N Pennsylvania Ave Greensburg, PA 15601-2341  
**Objective:** Create suitable living environments  
**Outcome:** Availability/accessibility  
**Matrix Code:** Parks, Recreational Facilities (03F) **National Objective:** LMC

**Initial Funding Date:** 11/29/2018

**Description:**  
 ADA restroom renovation at Hempfield Park Pavilion A.

**Financing**

	Fund Type	Grant Year	Grant	Funded Amount	Drawn In Program Year	Drawn Thru Program Year
CDBG	EN	2018	B18UC420100	\$62,010.00	\$62,010.00	\$62,010.00
<b>Total</b>	<b>Total</b>			<b>\$62,010.00</b>	<b>\$62,010.00</b>	<b>\$62,010.00</b>


**Proposed Accomplishments**

Public Facilities : 3,487

**Actual Accomplishments**

*Number assisted:*

	<b>Owner</b>		<b>Renter</b>		<b>Total</b>		<b>Person</b>	
	Total	Hispanic	Total	Hispanic	Total	Hispanic	Total	Hispanic
White:	0	0	0	0	0	0	6,116	7
Black/African American:	0	0	0	0	0	0	70	0
Asian:	0	0	0	0	0	0	0	0
American Indian/Alaskan Native:	0	0	0	0	0	0	52	0
Native Hawaiian/Other Pacific Islander:	0	0	0	0	0	0	0	0
American Indian/Alaskan Native & White:	0	0	0	0	0	0	0	0
Asian White:	0	0	0	0	0	0	0	0
Black/African American & White:	0	0	0	0	0	0	0	0
American Indian/Alaskan Native & Black/African American:	0	0	0	0	0	0	0	0
Other multi-racial:	0	0	0	0	0	0	40	0
Asian/Pacific Islander:	0	0	0	0	0	0	0	0
Hispanic:	0	0	0	0	0	0	0	0
<b>Total:</b>	<b>0</b>	<b>0</b>	<b>0</b>	<b>0</b>	<b>0</b>	<b>0</b>	<b>6,278</b>	<b>7</b>
Female-headed Households:	0		0		0			



U.S. Department of Housing and Urban Development  
Office of Community Planning and Development  
Integrated Disbursement and Information System  
CDBG Activity Summary Report (GPR) for Program Year 2019  
WESTMORELAND COUNTY

Date: 09-Oct-2020

Time: 13:46


Page: 30

*Income Category:*

	<b>Owner</b>	<b>Renter</b>	<b>Total</b>	<b>Person</b>
Extremely Low	0	0	0	0
Low Mod	0	0	0	6,278
Moderate	0	0	0	0
Non Low Moderate	0	0	0	0
Total	0	0	0	6,278
Percent Low/Mod				100.0%

**Annual Accomplishments**

<b>Years</b>	<b>Accomplishment Narrative</b>	<b># Benefitting</b>
2019	ADA accessible restroom facilities and walkway improvements have been completed at Pavilion A in Hempfield Park.	



U.S. Department of Housing and Urban Development  
 Office of Community Planning and Development  
 Integrated Disbursement and Information System  
 CDBG Activity Summary Report (GPR) for Program Year 2019  
 WESTMORELAND COUNTY

Date: 09-Oct-2020  
 Time: 13:46  
 Page: 31

**PGM Year:** 2018  
**Project:** 0007 - Irwin Borough Removal of Architectural Barriers  
**IDIS Activity:** 1888 - Irwin Borough Removal of Architectural Barriers

**Status:** Completed 8/27/2020 12:00:00 AM      **Objective:** Create suitable living environments  
**Location:** 40 N Pennsylvania Ave Greensburg, PA 15601-2341      **Outcome:** Availability/accessibility  
                                                                                                                          **Matrix Code:** Sidewalks (03L)      **National Objective:** LMC

**Initial Funding Date:** 11/29/2018

**Description:**  
 Reconstruction and replacement of approximately 40 ADA curb ramps throughout the Borough.

**Financing**

	Fund Type	Grant Year	Grant	Funded Amount	Drawn In Program Year	Drawn Thru Program Year
CDBG	EN	2018	B18UC420100	\$87,821.50	\$0.00	\$0.00
<b>Total</b>	<b>Total</b>			<b>\$87,821.50</b>	<b>\$0.00</b>	<b>\$0.00</b>


**Proposed Accomplishments**

Public Facilities : 387

**Actual Accomplishments**

*Number assisted:*

	<b>Owner</b>		<b>Renter</b>		<b>Total</b>		<b>Person</b>	
	Total	Hispanic	Total	Hispanic	Total	Hispanic	Total	Hispanic
White:	0	0	0	0	0	0	663	5
Black/African American:	0	0	0	0	0	0	7	0
Asian:	0	0	0	0	0	0	0	0
American Indian/Alaskan Native:	0	0	0	0	0	0	8	0
Native Hawaiian/Other Pacific Islander:	0	0	0	0	0	0	0	0
American Indian/Alaskan Native & White:	0	0	0	0	0	0	0	0
Asian White:	0	0	0	0	0	0	0	0
Black/African American & White:	0	0	0	0	0	0	0	0
American Indian/Alaskan Native & Black/African American:	0	0	0	0	0	0	0	0
Other multi-racial:	0	0	0	0	0	0	9	0
Asian/Pacific Islander:	0	0	0	0	0	0	0	0
Hispanic:	0	0	0	0	0	0	0	0
<b>Total:</b>	<b>0</b>	<b>0</b>	<b>0</b>	<b>0</b>	<b>0</b>	<b>0</b>	<b>687</b>	<b>5</b>
Female-headed Households:	0		0		0			



U.S. Department of Housing and Urban Development  
Office of Community Planning and Development  
Integrated Disbursement and Information System  
CDBG Activity Summary Report (GPR) for Program Year 2019  
WESTMORELAND COUNTY

Date: 09-Oct-2020

Time: 13:46

Page: 32


*Income Category:*

	<b>Owner</b>	<b>Renter</b>	<b>Total</b>	<b>Person</b>
Extremely Low	0	0	0	0
Low Mod	0	0	0	687
Moderate	0	0	0	0
Non Low Moderate	0	0	0	0
Total	0	0	0	687
Percent Low/Mod				100.0%

**Annual Accomplishments**

<b>Years</b>	<b>Accomplishment Narrative</b>	<b># Benefitting</b>
2019	Project is underway to reconstruction 40 curb ramps throughout the borough to bring the sidewalks into ADA compliance. Project is expected to be completed in July 2020.	
2020	Reconstruction of 40 curb ramps throughout the borough has been completed. This brings the ramps into ADA compliance.	





U.S. Department of Housing and Urban Development  
 Office of Community Planning and Development  
 Integrated Disbursement and Information System  
 CDBG Activity Summary Report (GPR) for Program Year 2019  
 WESTMORELAND COUNTY

Date: 09-Oct-2020  
 Time: 13:46  
 Page: 33

**PGM Year:** 2018  
**Project:** 0008 - City of Lower Burrell Removal of Architectural Barriers/Sidewalk Reconstruction  
**IDIS Activity:** 1889 - Lower Burrell Removal of Architectural Barriers

**Status:** Open  
**Location:** 40 N Pennsylvania Ave Greensburg, PA 15601-2341  
**Objective:** Create suitable living environments  
**Outcome:** Availability/accessibility  
**Matrix Code:** Sidewalks (03L) **National Objective:** LMC

**Initial Funding Date:** 11/29/2018

**Description:**  
 Installation of ADA curb ramps along Leechburg Road.

**Financing**

	Fund Type	Grant Year	Grant	Funded Amount	Drawn In Program Year	Drawn Thru Program Year
CDBG	EN	2018	B18UC420100	\$162,500.00	\$0.00	\$0.00
<b>Total</b>	<b>Total</b>			<b>\$162,500.00</b>	<b>\$0.00</b>	<b>\$0.00</b>


**Proposed Accomplishments**

Public Facilities : 1,083

**Actual Accomplishments**

*Number assisted:*

	<b>Owner</b>		<b>Renter</b>		<b>Total</b>		<b>Person</b>	
	Total	Hispanic	Total	Hispanic	Total	Hispanic	Total	Hispanic
White:	0	0	0	0	0	0		0
Black/African American:	0	0	0	0	0	0	0	0
Asian:	0	0	0	0	0	0	0	0
American Indian/Alaskan Native:	0	0	0	0	0	0	0	0
Native Hawaiian/Other Pacific Islander:	0	0	0	0	0	0	0	0
American Indian/Alaskan Native & White:	0	0	0	0	0	0	0	0
Asian White:	0	0	0	0	0	0	0	0
Black/African American & White:	0	0	0	0	0	0	0	0
American Indian/Alaskan Native & Black/African American:	0	0	0	0	0	0	0	0
Other multi-racial:	0	0	0	0	0	0	0	0
Asian/Pacific Islander:	0	0	0	0	0	0	0	0
Hispanic:	0	0	0	0	0	0	0	0
<b>Total:</b>	<b>0</b>	<b>0</b>	<b>0</b>	<b>0</b>	<b>0</b>	<b>0</b>	<b>0</b>	<b>0</b>
Female-headed Households:	0		0		0			



U.S. Department of Housing and Urban Development  
Office of Community Planning and Development  
Integrated Disbursement and Information System  
CDBG Activity Summary Report (GPR) for Program Year 2019  
WESTMORELAND COUNTY

Date: 09-Oct-2020

Time: 13:46


Page: 34

*Income Category:*

	<b>Owner</b>	<b>Renter</b>	<b>Total</b>	<b>Person</b>
Extremely Low	0	0	0	0
Low Mod	0	0	0	0
Moderate	0	0	0	0
Non Low Moderate	0	0	0	0
Total	0	0	0	0
Percent Low/Mod				

**Annual Accomplishments**

<b>Years</b>	<b>Accomplishment Narrative</b>	<b># Benefiting</b>
2019	Bid specifications will be out by October 30, 2019.  UPDATE: There have been issues with obtaining easements from some property owners, and COVID has further delayed the project. Project is now expected to go out to bid in late 2020.	



U.S. Department of Housing and Urban Development  
 Office of Community Planning and Development  
 Integrated Disbursement and Information System  
 CDBG Activity Summary Report (GPR) for Program Year 2019  
 WESTMORELAND COUNTY

Date: 09-Oct-2020  
 Time: 13:46  
 Page: 35

**PGM Year:** 2018  
**Project:** 0009 - Mt. Pleasant Borough Recreational Facilities/Public Facilities  
**IDIS Activity:** 1890 - Mt. Pleasant Borough Recreational Facilities

**Status:** Completed 3/30/2020 12:00:00 AM  
**Location:** 40 N Pennsylvania Ave Greensburg, PA 15601-2341  
**Objective:** Create suitable living environments  
**Outcome:** Availability/accessibility  
**Matrix Code:** Parks, Recreational Facilities (03F)      **National Objective:** LMA

**Initial Funding Date:** 11/29/2018

**Description:**  
 Reconstruction of Frick Park Basketball Court.

**Financing**


	Fund Type	Grant Year	Grant	Funded Amount	Drawn In Program Year	Drawn Thru Program Year
CDBG	EN	2018	B18UC420100	\$53,267.97	\$53,267.97	\$53,267.97
<b>Total</b>	<b>Total</b>			<b>\$53,267.97</b>	<b>\$53,267.97</b>	<b>\$53,267.97</b>

**Proposed Accomplishments**

Public Facilities : 875  
 Total Population in Service Area: 1,500  
 Census Tract Percent Low / Mod: 58.33

**Annual Accomplishments**

Years	Accomplishment Narrative	# Benefiting
2019	Recreational Facilities 90% completed. Funds will be drawn down by October 11, 2019 UPDATE: Frick Park recreation facilities improvements have been completed.	



U.S. Department of Housing and Urban Development  
 Office of Community Planning and Development  
 Integrated Disbursement and Information System  
 CDBG Activity Summary Report (GPR) for Program Year 2019  
 WESTMORELAND COUNTY

Date: 09-Oct-2020  
 Time: 13:46  
 Page: 36

**PGM Year:** 2018  
**Project:** 0010 - Municipality of Murrysville Demolition  
**IDIS Activity:** 1891 - Municipality of Murrysville Demolition

**Status:** Open  
**Location:** 40 N Pennsylvania Ave Greensburg, PA 15601-2341

**Objective:** Provide decent affordable housing  
**Outcome:** Affordability  
**Matrix Code:** Clearance and Demolition (04)

**National Objective:** SBS

**Initial Funding Date:** 11/29/2018

**Description:**  
 Demolition of up to 11 blighted structures.

**Financing**

	Fund Type	Grant Year	Grant	Funded Amount	Drawn In Program Year	Drawn Thru Program Year
CDBG	EN	2018	B18UC420100	\$56,000.00	\$0.00	\$0.00
<b>Total</b>	<b>Total</b>			<b>\$56,000.00</b>	<b>\$0.00</b>	<b>\$0.00</b>

**Proposed Accomplishments**

Housing Units : 11

**Annual Accomplishments**

Years	Accomplishment Narrative	# Benefiting
2019	Activity in preliminary stages	



U.S. Department of Housing and Urban Development  
 Office of Community Planning and Development  
 Integrated Disbursement and Information System  
 CDBG Activity Summary Report (GPR) for Program Year 2019  
 WESTMORELAND COUNTY

Date: 09-Oct-2020  
 Time: 13:46  
 Page: 37

**PGM Year:** 2018  
**Project:** 0011 - New Florence Borough Stormwater Facilities  
**IDIS Activity:** 1892 - New Florence Borough Stormwater Facilities

**Status:** Completed 3/30/2020 12:00:00 AM  
**Location:** 40 N Pennsylvania Ave Greensburg, PA 15601-2341

**Objective:** Create suitable living environments  
**Outcome:** Availability/accessibility  
**Matrix Code:** Water/Sewer Improvements (03J)      **National Objective:** LMA

**Initial Funding Date:** 11/29/2018

**Description:**  
 Improvements to stormwater facilities along Vine Street.

**Financing**


	Fund Type	Grant Year	Grant	Funded Amount	Drawn In Program Year	Drawn Thru Program Year
CDBG	EN	2018	B18UC420100	\$161,524.50	\$161,524.50	\$161,524.50
<b>Total</b>	<b>Total</b>			<b>\$161,524.50</b>	<b>\$161,524.50</b>	<b>\$161,524.50</b>

**Proposed Accomplishments**

People (General) : 1,360  
 Total Population in Service Area: 2,640  
 Census Tract Percent Low / Mod: 51.52

**Annual Accomplishments**

Years	Accomplishment Narrative	# Benefiting
2019	Storm water facilities improvements along Vine St. have been completed.	



U.S. Department of Housing and Urban Development  
 Office of Community Planning and Development  
 Integrated Disbursement and Information System  
 CDBG Activity Summary Report (GPR) for Program Year 2019  
 WESTMORELAND COUNTY

Date: 09-Oct-2020  
 Time: 13:46  
 Page: 38

**PGM Year:** 2018  
**Project:** 0012 - North Belle Vernon Street Reconstruction  
**IDIS Activity:** 1893 - North Belle Vernon Street Reconstruction

**Status:** Completed 3/30/2020 12:00:00 AM  
**Location:** 40 N Pennsylvania Ave Greensburg, PA 15601-2341

**Objective:** Create suitable living environments  
**Outcome:** Availability/accessibility  
**Matrix Code:** Street Improvements (03K)

**National Objective:** LMA

**Initial Funding Date:** 11/29/2018

**Description:**

Reconstruction of Graham Street between Fayette Ave. and Vine St.

**Financing**

	Fund Type	Grant Year	Grant	Funded Amount	Drawn In Program Year	Drawn Thru Program Year
CDBG	EN	2018	B18UC420100	\$32,885.39	\$32,885.39	\$32,885.39
<b>Total</b>	<b>Total</b>			<b>\$32,885.39</b>	<b>\$32,885.39</b>	<b>\$32,885.39</b>

**Proposed Accomplishments**

People (General) : 1,125  
 Total Population in Service Area: 1,895  
 Census Tract Percent Low / Mod: 59.37

**Annual Accomplishments**

Years	Accomplishment Narrative	# Benefiting
2019	Street reconstruction completed. Funds will be drawn down by October 30, 2019 Update: Reconstruction of Graham Street between Fayette Ave. and Vine St has been completed.	



U.S. Department of Housing and Urban Development  
 Office of Community Planning and Development  
 Integrated Disbursement and Information System  
 CDBG Activity Summary Report (GPR) for Program Year 2019  
 WESTMORELAND COUNTY

Date: 09-Oct-2020  
 Time: 13:46  
 Page: 39

**PGM Year:** 2018  
**Project:** 0013 - North Irwin Borough Removal of Architectural Barriers  
**IDIS Activity:** 1894 - North Irwin Borough Removal of Architectural Barriers

**Status:** Canceled 5/31/2019 12:00:00 AM      **Objective:** Create suitable living environments  
**Location:** 40 N Pennsylvania Ave Greensburg, PA 15601-2341      **Outcome:** Availability/accessibility  
                                                                                                                  **Matrix Code:** Sidewalks (03L)      **National Objective:** LMC

**Initial Funding Date:** 11/29/2018

**Description:**

Reconstruction of 20 ADA curb ramps throughout the Borough. NOTE: This project was cancelled at the request of the Borough.

**Financing**

No data returned for this view. This might be because the applied filter excludes all data.


**Proposed Accomplishments**

People (General) : 79

**Actual Accomplishments**

*Number assisted:*

	Owner		Renter		Total		Person	
	Total	Hispanic	Total	Hispanic	Total	Hispanic	Total	Hispanic
White:	0	0	0	0	0	0		0
Black/African American:	0	0	0	0	0	0	0	0
Asian:	0	0	0	0	0	0	0	0
American Indian/Alaskan Native:	0	0	0	0	0	0	0	0
Native Hawaiian/Other Pacific Islander:	0	0	0	0	0	0	0	0
American Indian/Alaskan Native & White:	0	0	0	0	0	0	0	0
Asian White:	0	0	0	0	0	0	0	0
Black/African American & White:	0	0	0	0	0	0	0	0
American Indian/Alaskan Native & Black/African American:	0	0	0	0	0	0	0	0
Other multi-racial:	0	0	0	0	0	0	0	0
Asian/Pacific Islander:	0	0	0	0	0	0	0	0



U.S. Department of Housing and Urban Development  
 Office of Community Planning and Development  
 Integrated Disbursement and Information System  
 CDBG Activity Summary Report (GPR) for Program Year 2019  
 WESTMORELAND COUNTY

Date: 09-Oct-2020

Time: 13:46

Page: 40

Hispanic:	0	0	0	0	0	0	0	0
<b>Total:</b>	<b>0</b>	<b>0</b>	<b>0</b>	<b>0</b>	<b>0</b>	<b>0</b>	<b>0</b>	<b>0</b>
Female-headed Households:	0		0		0			

*Income Category:*

	<b>Owner</b>	<b>Renter</b>	<b>Total</b>	<b>Person</b>
Extremely Low	0	0	0	0
Low Mod	0	0	0	0
Moderate	0	0	0	0
Non Low Moderate	0	0	0	0
Total	0	0	0	0
Percent Low/Mod				

**Annual Accomplishments**

No data returned for this view. This might be because the applied filter excludes all data.





U.S. Department of Housing and Urban Development  
 Office of Community Planning and Development  
 Integrated Disbursement and Information System  
 CDBG Activity Summary Report (GPR) for Program Year 2019  
 WESTMORELAND COUNTY

Date: 09-Oct-2020  
 Time: 13:46  
 Page: 41

**PGM Year:** 2018  
**Project:** 0014 - St. Clair Township Street Reconstruction  
**IDIS Activity:** 1895 - St. Clair Township Street Reconstruction

**Status:** Completed 4/30/2020 12:00:00 AM  
**Location:** 40 N Pennsylvania Ave Greensburg, PA 15601-2341

**Objective:** Create suitable living environments  
**Outcome:** Sustainability  
**Matrix Code:** Street Improvements (03K)

**National Objective:** LMA

**Initial Funding Date:** 11/29/2018

**Description:**

Reconstruction of Squirrel Hill Road.

**Financing**

	Fund Type	Grant Year	Grant	Funded Amount	Drawn In Program Year	Drawn Thru Program Year
CDBG	EN	2018	B18UC420100	\$48,993.93	\$48,993.93	\$48,993.93
<b>Total</b>	<b>Total</b>			<b>\$48,993.93</b>	<b>\$48,993.93</b>	<b>\$48,993.93</b>

**Proposed Accomplishments**

People (General) : 7  
 Total Population in Service Area: 7  
 Census Tract Percent Low / Mod: 85.70

**Annual Accomplishments**

Years	Accomplishment Narrative	# Benefiting
2019	Street reconstruction started in September 16, 2019. Will be invoiced in October 2019.  The reconstruction of Squirrel Hill Road has been completed.	



U.S. Department of Housing and Urban Development  
 Office of Community Planning and Development  
 Integrated Disbursement and Information System  
 CDBG Activity Summary Report (GPR) for Program Year 2019  
 WESTMORELAND COUNTY

Date: 09-Oct-2020  
 Time: 13:46  
 Page: 42

**PGM Year:** 2018  
**Project:** 0015 - Seward Borough Street Reconstruction  
**IDIS Activity:** 1896 - Seward Borough Street Reconstruction

**Status:** Completed 3/30/2020 12:00:00 AM  
**Location:** 40 N Pennsylvania Ave Fifth Floor, Suite 520 Greensburg, PA 15601-2341  
**Objective:** Create suitable living environments  
**Outcome:** Availability/accessibility  
**Matrix Code:** Street Improvements (03K) **National Objective:** LMA

**Initial Funding Date:** 11/29/2018

**Description:**  
 Reconstruction of Hedges and Seward Streets

**Financing**


	Fund Type	Grant Year	Grant	Funded Amount	Drawn In Program Year	Drawn Thru Program Year
CDBG	EN	2018	B18UC420100	\$22,942.00	\$22,942.00	\$22,942.00
<b>Total</b>	<b>Total</b>			<b>\$22,942.00</b>	<b>\$22,942.00</b>	<b>\$22,942.00</b>

**Proposed Accomplishments**

People (General) : 2,640  
 Total Population in Service Area: 2,640  
 Census Tract Percent Low / Mod: 51.52

**Annual Accomplishments**

Years	Accomplishment Narrative	# Benefiting
2019	Reconstruction of Hedges and Seward Streets has been completed.	



U.S. Department of Housing and Urban Development  
 Office of Community Planning and Development  
 Integrated Disbursement and Information System  
 CDBG Activity Summary Report (GPR) for Program Year 2019  
 WESTMORELAND COUNTY

Date: 09-Oct-2020  
 Time: 13:46  
 Page: 43

**PGM Year:** 2018  
**Project:** 0016 - Sewickley Township Stormwater Facilities  
**IDIS Activity:** 1897 - Sewickley Township Stormwater Facilities

**Status:** Completed 3/30/2020 12:00:00 AM  
**Location:** 40 N Pennsylvania Ave Greensburg, PA 15601-2341

**Objective:** Create suitable living environments  
**Outcome:** Availability/accessibility  
**Matrix Code:** Water/Sewer Improvements (03J)

**National Objective:** LMA

**Initial Funding Date:** 11/29/2018

**Description:**

Replacement of deteriorated storm sewers in the area of Herminie Village, phase 1.

**Financing**

	Fund Type	Grant Year	Grant	Funded Amount	Drawn In Program Year	Drawn Thru Program Year
CDBG	EN	2018	B18UC420100	\$308,375.75	\$308,375.75	\$308,375.75
<b>Total</b>	<b>Total</b>			<b>\$308,375.75</b>	<b>\$308,375.75</b>	<b>\$308,375.75</b>

**Proposed Accomplishments**

People (General) : 1,100  
 Total Population in Service Area: 1,100  
 Census Tract Percent Low / Mod: 60.91

**Annual Accomplishments**

Years	Accomplishment Narrative	# Benefiting
2019	Storm water facilities improvements in the Village of Herminie have been completed.	



U.S. Department of Housing and Urban Development  
 Office of Community Planning and Development  
 Integrated Disbursement and Information System  
 CDBG Activity Summary Report (GPR) for Program Year 2019  
 WESTMORELAND COUNTY

Date: 09-Oct-2020  
 Time: 13:46  
 Page: 44

**PGM Year:** 2018  
**Project:** 0017 - Southwest Greensburg Borough Street Reconstruction  
**IDIS Activity:** 1898 - Southwest Greensburg Borough Street Reconstruction

**Status:** Completed 3/30/2020 12:00:00 AM  
**Location:** 40 N Pennsylvania Ave Greensburg, PA 15601-2341  
**Objective:** Create suitable living environments  
**Outcome:** Availability/accessibility  
**Matrix Code:** Street Improvements (03K) **National Objective:** LMA

**Initial Funding Date:** 11/29/2018

**Description:**  
 Reconstruction of Chestnut Street from Brandon to Sidney Street.

**Financing**

	Fund Type	Grant Year	Grant	Funded Amount	Drawn In Program Year	Drawn Thru Program Year
CDBG	EN	2018	B18UC420100	\$96,453.25	\$96,453.25	\$96,453.25
<b>Total</b>	<b>Total</b>			<b>\$96,453.25</b>	<b>\$96,453.25</b>	<b>\$96,453.25</b>

**Proposed Accomplishments**

People (General) : 1,240  
 Total Population in Service Area: 1,240  
 Census Tract Percent Low / Mod: 49.60

**Annual Accomplishments**

Years	Accomplishment Narrative	# Benefiting
2019	Reconstruction of Chestnut Street from Brandon to Sidney Street has been completed.	



U.S. Department of Housing and Urban Development  
 Office of Community Planning and Development  
 Integrated Disbursement and Information System  
 CDBG Activity Summary Report (GPR) for Program Year 2019  
 WESTMORELAND COUNTY

Date: 09-Oct-2020  
 Time: 13:46  
 Page: 45

**PGM Year:** 2018  
**Project:** 0019 - Upper Burrell Township Street Reconstruction  
**IDIS Activity:** 1899 - Upper Burrell Township Street Reconstruction

**Status:** Open  
**Location:** 40 N Pennsylvania Ave Greensburg, PA 15601-2341

**Objective:** Create suitable living environments  
**Outcome:** Availability/accessibility  
**Matrix Code:** Street Improvements (03K)

**National Objective:** LMA

**Initial Funding Date:** 11/29/2018

**Description:**

Street reconstruction in the Lincoln Beach area

**Financing**


	Fund Type	Grant Year	Grant	Funded Amount	Drawn In Program Year	Drawn Thru Program Year
CDBG	EN	2018	B18UC420100	\$66,542.50	\$0.00	\$0.00
<b>Total</b>	<b>Total</b>			<b>\$66,542.50</b>	<b>\$0.00</b>	<b>\$0.00</b>

**Proposed Accomplishments**

People (General) : 12  
 Total Population in Service Area: 12  
 Census Tract Percent Low / Mod: 75.00

**Annual Accomplishments**

Years	Accomplishment Narrative	# Benefiting
2019	Street reconstruction still in preliminary stages	



U.S. Department of Housing and Urban Development  
 Office of Community Planning and Development  
 Integrated Disbursement and Information System  
 CDBG Activity Summary Report (GPR) for Program Year 2019  
 WESTMORELAND COUNTY

Date: 09-Oct-2020  
 Time: 13:46  
 Page: 46

**PGM Year:** 2018  
**Project:** 0020 - Vandergrift Borough Street Reconstruction  
**IDIS Activity:** 1900 - Vandergrift Borough Street Reconstruction

**Status:** Completed 3/30/2020 12:00:00 AM  
**Location:** 40 N Pennsylvania Ave Greensburg, PA 15601-2341

**Objective:** Create suitable living environments  
**Outcome:** Availability/accessibility  
**Matrix Code:** Street Improvements (03K)

**National Objective:** LMA

**Initial Funding Date:** 11/29/2018

**Description:**  
 Reconstruction of portions of 10 streets throughout the Borough.

**Financing**

	Fund Type	Grant Year	Grant	Funded Amount	Drawn In Program Year	Drawn Thru Program Year
CDBG	EN	2018	B18UC420100	\$282,182.95	\$282,182.95	\$282,182.95
<b>Total</b>	<b>Total</b>			<b>\$282,182.95</b>	<b>\$282,182.95</b>	<b>\$282,182.95</b>

**Proposed Accomplishments**

People (General) : 2,785  
 Total Population in Service Area: 4,770  
 Census Tract Percent Low / Mod: 58.39

**Annual Accomplishments**

Years	Accomplishment Narrative	# Benefiting
2019	Reconstruction of 10 streets throughout the Borough as been completed.	



U.S. Department of Housing and Urban Development  
 Office of Community Planning and Development  
 Integrated Disbursement and Information System  
 CDBG Activity Summary Report (GPR) for Program Year 2019  
 WESTMORELAND COUNTY

Date: 09-Oct-2020  
 Time: 13:46  
 Page: 47

**PGM Year:** 2018  
**Project:** 0021 - West Leechburg Borough Stormwater Facilities  
**IDIS Activity:** 1901 - West Leechburg Borough Stormwater Facilities

**Status:** Completed 4/13/2020 12:00:00 AM  
**Location:** 40 N Pennsylvania Ave Greensburg, PA 15601-2341

**Objective:** Create suitable living environments  
**Outcome:** Availability/accessibility  
**Matrix Code:** Flood Drainage Improvements (031)      **National Objective:** LMA

**Initial Funding Date:** 11/29/2018

**Description:**  
 Stormwater facilities along Bridge Street.

**Financing**

	Fund Type	Grant Year	Grant	Funded Amount	Drawn In Program Year	Drawn Thru Program Year
CDBG	EN	2018	B18UC420100	\$43,680.00	\$43,680.00	\$43,680.00
<b>Total</b>	<b>Total</b>			<b>\$43,680.00</b>	<b>\$43,680.00</b>	<b>\$43,680.00</b>

**Proposed Accomplishments**

Public Facilities : 10  
 Total Population in Service Area: 10  
 Census Tract Percent Low / Mod: 100.00

**Annual Accomplishments**

Years	Accomplishment Narrative	# Benefiting
2019	Stormwater facilities improvements along Bridge Street have been completed.	



U.S. Department of Housing and Urban Development  
 Office of Community Planning and Development  
 Integrated Disbursement and Information System  
 CDBG Activity Summary Report (GPR) for Program Year 2019  
 WESTMORELAND COUNTY

Date: 09-Oct-2020  
 Time: 13:46  
 Page: 48

**PGM Year:** 2018  
**Project:** 0025 - Administration  
**IDIS Activity:** 1902 - Administration

**Status:** Open  
**Location:** ,

**Objective:**  
**Outcome:**  
**Matrix Code:** General Program Administration (21A)      **National Objective:**

**Initial Funding Date:** 11/29/2018

**Description:**  
 County administration of the CDBG program.

**Financing**

	Fund Type	Grant Year	Grant	Funded Amount	Drawn In Program Year	Drawn Thru Program Year
CDBG	EN	2018	B18UC420100	\$681,962.00	\$502,995.46	\$502,995.46
<b>Total</b>	<b>Total</b>			<b>\$681,962.00</b>	<b>\$502,995.46</b>	<b>\$502,995.46</b>

**Proposed Accomplishments**

**Actual Accomplishments**


*Number assisted:*

	<b>Owner</b>		<b>Renter</b>		<b>Total</b>		<b>Person</b>	
	Total	Hispanic	Total	Hispanic	Total	Hispanic	Total	Hispanic
White:					0	0		
Black/African American:					0	0		
Asian:					0	0		
American Indian/Alaskan Native:					0	0		
Native Hawaiian/Other Pacific Islander:					0	0		
American Indian/Alaskan Native & White:					0	0		
Asian White:					0	0		
Black/African American & White:					0	0		
American Indian/Alaskan Native & Black/African American:					0	0		
Other multi-racial:					0	0		
Asian/Pacific Islander:					0	0		
Hispanic:					0	0		
<b>Total:</b>	<b>0</b>	<b>0</b>	<b>0</b>	<b>0</b>	<b>0</b>	<b>0</b>	<b>0</b>	<b>0</b>
Female-headed Households:					0			

*Income Category:*

**Owner      Renter      Total      Person**





U.S. Department of Housing and Urban Development  
Office of Community Planning and Development  
Integrated Disbursement and Information System  
CDBG Activity Summary Report (GPR) for Program Year 2019  
WESTMORELAND COUNTY

Date: 09-Oct-2020

Time: 13:46

Page: 49

Extremely Low			0	
Low Mod			0	
Moderate			0	
Non Low Moderate			0	
Total	0	0	0	0
Percent Low/Mod				

**Annual Accomplishments**

No data returned for this view. This might be because the applied filter excludes all data.



U.S. Department of Housing and Urban Development  
 Office of Community Planning and Development  
 Integrated Disbursement and Information System  
 CDBG Activity Summary Report (GPR) for Program Year 2019  
 WESTMORELAND COUNTY

Date: 09-Oct-2020  
 Time: 13:46  
 Page: 50

**PGM Year:** 2016  
**Project:** 0039 - Removal of ARchitectural Barriers--Mammoth Park Slide Area  
**IDIS Activity:** 1907 - Removal of Architectural Barriers--Mammoth Park Slide Area

**Status:** Completed 4/30/2020 12:00:00 AM      **Objective:** Create suitable living environments  
**Location:** 40 N Pennsylvania Ave Greensburg, PA 15601-2341      **Outcome:** Availability/accessibility  
**Matrix Code:** Parks, Recreational Facilities (03F)      **National Objective:** LMC

**Initial Funding Date:** 11/29/2018

**Description:**  
 ADA rehabilitation at Mammoth Park giant slide area, including ADA walkways, parking and playground facilities.

**Financing**

	Fund Type	Grant Year	Grant	Funded Amount	Drawn In Program Year	Drawn Thru Program Year
CDBG	EN	2016	B16UC420100	\$125,929.26	\$125,929.26	\$125,929.26
<b>Total</b>	<b>Total</b>			<b>\$125,929.26</b>	<b>\$125,929.26</b>	<b>\$125,929.26</b>


**Proposed Accomplishments**

Public Facilities : 33,672

**Actual Accomplishments**

*Number assisted:*

	<b>Owner</b>		<b>Renter</b>		<b>Total</b>		<b>Person</b>	
	Total	Hispanic	Total	Hispanic	Total	Hispanic	Total	Hispanic
White:	0	0	0	0	0	0	32,392	606
Black/African American:	0	0	0	0	0	0	774	0
Asian:	0	0	0	0	0	0	506	0
American Indian/Alaskan Native:	0	0	0	0	0	0	0	0
Native Hawaiian/Other Pacific Islander:	0	0	0	0	0	0	0	0
American Indian/Alaskan Native & White:	0	0	0	0	0	0	0	0
Asian White:	0	0	0	0	0	0	0	0
Black/African American & White:	0	0	0	0	0	0	0	0
American Indian/Alaskan Native & Black/African American:	0	0	0	0	0	0	0	0
Other multi-racial:	0	0	0	0	0	0	0	0
Asian/Pacific Islander:	0	0	0	0	0	0	0	0
Hispanic:	0	0	0	0	0	0	0	0
<b>Total:</b>	<b>0</b>	<b>0</b>	<b>0</b>	<b>0</b>	<b>0</b>	<b>0</b>	<b>33,672</b>	<b>606</b>
Female-headed Households:	0		0		0			



U.S. Department of Housing and Urban Development  
Office of Community Planning and Development  
Integrated Disbursement and Information System  
CDBG Activity Summary Report (GPR) for Program Year 2019  
WESTMORELAND COUNTY

Date: 09-Oct-2020

Time: 13:46

Page: 51

*Income Category:*

	<b>Owner</b>	<b>Renter</b>	<b>Total</b>	<b>Person</b>
Extremely Low	0	0	0	0
Low Mod	0	0	0	33,672
Moderate	0	0	0	0
Non Low Moderate	0	0	0	0
Total	0	0	0	33,672
Percent Low/Mod				100.0%

**Annual Accomplishments**

<b>Years</b>	<b>Accomplishment Narrative</b>	<b># Benefitting</b>
2019	ADA rehabilitation at Mammoth Park giant slide area, including ADA walkways, parking and playground facilities has been completed.	



U.S. Department of Housing and Urban Development  
 Office of Community Planning and Development  
 Integrated Disbursement and Information System  
 CDBG Activity Summary Report (GPR) for Program Year 2019  
 WESTMORELAND COUNTY

Date: 09-Oct-2020  
 Time: 13:46  
 Page: 52

**PGM Year:** 2018  
**Project:** 0033 - Export Borough--Slum and Blight Removal  
**IDIS Activity:** 1910 - Export Borough--Slum and Blight Removal

**Status:** Completed 12/30/2019 12:00:00 AM  
**Location:** 5950 Johnson Ave Export, PA 15632-1120

**Objective:** Create suitable living environments  
**Outcome:** Sustainability  
**Matrix Code:** Clearance and Demolition (04)

**National Objective:** SBS

**Initial Funding Date:** 05/31/2019

**Description:**

Removal and reconstruction of a badly deteriorated retaining wall that is threatening the Borough Building and several residential structures.

**Financing**

	Fund Type	Grant Year	Grant	Funded Amount	Drawn In Program Year	Drawn Thru Program Year
CDBG	EN	2018	B18UC420100	\$107,111.00	\$107,111.00	\$107,111.00
<b>Total</b>	<b>Total</b>			<b>\$107,111.00</b>	<b>\$107,111.00</b>	<b>\$107,111.00</b>

**Proposed Accomplishments**

Public Facilities : 1

**Annual Accomplishments**

Years	Accomplishment Narrative	# Benefitting
2019	Removal and reconstruction of a badly deteriorated retaining wall that was threatening the Borough Building and several residential structures was completed.	



U.S. Department of Housing and Urban Development  
 Office of Community Planning and Development  
 Integrated Disbursement and Information System  
 CDBG Activity Summary Report (GPR) for Program Year 2019  
 WESTMORELAND COUNTY

Date: 09-Oct-2020  
 Time: 13:46  
 Page: 53

**PGM Year:** 2017  
**Project:** 0033 - Latrobe--Facade Improvements Phase 2  
**IDIS Activity:** 1911 - Latrobe--Facade Improvements Phase 2

**Status:** Open  
**Location:** 816 Ligonier St Ste 409 Suite 409 Latrobe, PA 15650-1800  
**Objective:** Create suitable living environments  
**Outcome:** Sustainability  
**Matrix Code:** Rehab; Publicly or Privately-Owned Commercial/Industrial (14E)  
**National Objective:** LMA

**Initial Funding Date:** 05/31/2019

**Description:**  
 Facade improvements for approximately 5 commercial structures in downtown Latrobe.

**Financing**


	Fund Type	Grant Year	Grant	Funded Amount	Drawn In Program Year	Drawn Thru Program Year
CDBG	EN	2017	B17UC420100	\$50,000.00	\$0.00	\$0.00
<b>Total</b>	<b>Total</b>			<b>\$50,000.00</b>	<b>\$0.00</b>	<b>\$0.00</b>

**Proposed Accomplishments**

Businesses : 5  
 Total Population in Service Area: 1,025  
 Census Tract Percent Low / Mod: 66.34

**Annual Accomplishments**

Years	Accomplishment Narrative	# Benefiting
2018	Facade Improvements are to be completed on 3 commercial buildings located in Latrobe's downtown business district	
2019	Facade Improvements are to be completed on 3 commercial buildings located in Latrobe's downtown business district. Work is expected to be completed by September 2020.	



U.S. Department of Housing and Urban Development  
 Office of Community Planning and Development  
 Integrated Disbursement and Information System  
 CDBG Activity Summary Report (GPR) for Program Year 2019  
 WESTMORELAND COUNTY

Date: 09-Oct-2020  
 Time: 13:46  
 Page: 54

**PGM Year:** 2017  
**Project:** 0032 - Drug Court Case Management  
**IDIS Activity:** 1912 - Drug Court

**Status:** Completed 7/26/2019 12:00:00 AM  
**Location:** 40 N Pennsylvania Ave Greensburg, PA 15601-2341  
**Objective:** Create suitable living environments  
**Outcome:** Sustainability  
**Matrix Code:** Substance Abuse Services (05F)      **National Objective:** LMC

**Initial Funding Date:** 07/10/2019

**Description:**  
 Provision of services through case managers to properly assess and place people who go through drug court.

**Financing**

	Fund Type	Grant Year	Grant	Funded Amount	Drawn In Program Year	Drawn Thru Program Year
CDBG	EN	2017	B17UC420100	\$344,166.74	\$0.00	\$344,166.74
<b>Total</b>	<b>Total</b>			<b>\$344,166.74</b>	<b>\$0.00</b>	<b>\$344,166.74</b>


**Proposed Accomplishments**

People (General) : 63

**Actual Accomplishments**

Number assisted:

	Owner		Renter		Total		Person	
	Total	Hispanic	Total	Hispanic	Total	Hispanic	Total	Hispanic
White:	0	0	0	0	0	0	51	0
Black/African American:	0	0	0	0	0	0	2	0
Asian:	0	0	0	0	0	0	0	0
American Indian/Alaskan Native:	0	0	0	0	0	0	0	0
Native Hawaiian/Other Pacific Islander:	0	0	0	0	0	0	0	0
American Indian/Alaskan Native & White:	0	0	0	0	0	0	0	0
Asian White:	0	0	0	0	0	0	0	0
Black/African American & White:	0	0	0	0	0	0	0	0
American Indian/Alaskan Native & Black/African American:	0	0	0	0	0	0	0	0
Other multi-racial:	0	0	0	0	0	0	0	0
Asian/Pacific Islander:	0	0	0	0	0	0	0	0
Hispanic:	0	0	0	0	0	0	0	0
<b>Total:</b>	<b>0</b>	<b>0</b>	<b>0</b>	<b>0</b>	<b>0</b>	<b>0</b>	<b>53</b>	<b>0</b>
Female-headed Households:	0		0		0			



U.S. Department of Housing and Urban Development  
Office of Community Planning and Development  
Integrated Disbursement and Information System  
CDBG Activity Summary Report (GPR) for Program Year 2019  
WESTMORELAND COUNTY

Date: 09-Oct-2020

Time: 13:46

Page: 55

*Income Category:*

	<b>Owner</b>	<b>Renter</b>	<b>Total</b>	<b>Person</b>
Extremely Low	0	0	0	53
Low Mod	0	0	0	0
Moderate	0	0	0	0
Non Low Moderate	0	0	0	0
Total	0	0	0	53
Percent Low/Mod				100.0%

**Annual Accomplishments**

<b>Years</b>	<b>Accomplishment Narrative</b>	<b># Benefitting</b>
2018	Drug court case management services were provided to 53 individuals within the court system.	



U.S. Department of Housing and Urban Development  
 Office of Community Planning and Development  
 Integrated Disbursement and Information System  
 CDBG Activity Summary Report (GPR) for Program Year 2019  
 WESTMORELAND COUNTY

Date: 09-Oct-2020  
 Time: 13:46  
 Page: 56

**PGM Year:** 2017  
**Project:** 0031 - Veterans Transportation Services  
**IDIS Activity:** 1913 - Veteran Transportation Services

**Status:** Completed 7/26/2019 12:00:00 AM  
**Location:** 40 N Pennsylvania Ave Greensburg, PA 15601-2341  
**Objective:** Create suitable living environments  
**Outcome:** Availability/accessibility  
**Matrix Code:** Transportation Services (05E) **National Objective:** LMC

**Initial Funding Date:** 07/10/2019

**Description:**  
 Transportation services for local veterans.

**Financing**

	Fund Type	Grant Year	Grant	Funded Amount	Drawn In Program Year	Drawn Thru Program Year
CDBG	EN	2017	B17UC420100	\$19,860.00	\$0.00	\$19,860.00
<b>Total</b>	<b>Total</b>			<b>\$19,860.00</b>	<b>\$0.00</b>	<b>\$19,860.00</b>

**Proposed Accomplishments**


People (General) : 150

**Actual Accomplishments**

Number assisted:

	Owner		Renter		Total		Person	
	Total	Hispanic	Total	Hispanic	Total	Hispanic	Total	Hispanic
White:	0	0	0	0	0	0	460	0
Black/African American:	0	0	0	0	0	0	41	0
Asian:	0	0	0	0	0	0	0	0
American Indian/Alaskan Native:	0	0	0	0	0	0	0	0
Native Hawaiian/Other Pacific Islander:	0	0	0	0	0	0	0	0
American Indian/Alaskan Native & White:	0	0	0	0	0	0	0	0
Asian White:	0	0	0	0	0	0	0	0
Black/African American & White:	0	0	0	0	0	0	0	0
American Indian/Alaskan Native & Black/African American:	0	0	0	0	0	0	0	0
Other multi-racial:	0	0	0	0	0	0	0	0
Asian/Pacific Islander:	0	0	0	0	0	0	0	0
Hispanic:	0	0	0	0	0	0	0	0
<b>Total:</b>	<b>0</b>	<b>0</b>	<b>0</b>	<b>0</b>	<b>0</b>	<b>0</b>	<b>501</b>	<b>0</b>
Female-headed Households:	0		0		0			





U.S. Department of Housing and Urban Development  
Office of Community Planning and Development  
Integrated Disbursement and Information System  
CDBG Activity Summary Report (GPR) for Program Year 2019  
WESTMORELAND COUNTY

Date: 09-Oct-2020

Time: 13:46


Page: 57

*Income Category:*

	<b>Owner</b>	<b>Renter</b>	<b>Total</b>	<b>Person</b>
Extremely Low	0	0	0	0
Low Mod	0	0	0	501
Moderate	0	0	0	0
Non Low Moderate	0	0	0	0
Total	0	0	0	501
Percent Low/Mod				100.0%

**Annual Accomplishments**

<b>Years</b>	<b>Accomplishment Narrative</b>	<b># Benefitting</b>
2019	The Veteran's Transportation Van was purchased in July 2019 for the transportation of veterans to the Veterans Hospital in Pittsburgh. The van will make daily trips and assist eligible elderly veteran persons per month.	



U.S. Department of Housing and Urban Development  
 Office of Community Planning and Development  
 Integrated Disbursement and Information System  
 CDBG Activity Summary Report (GPR) for Program Year 2019  
 WESTMORELAND COUNTY

Date: 09-Oct-2020  
 Time: 13:46  
 Page: 58

**PGM Year:** 2018  
**Project:** 0034 - Cedar Creek Park--Removal of Architectural Barriers  
**IDIS Activity:** 1915 - Cedar Creek Park--Removal of Architectural Barriers

**Status:** Open  
**Location:** 40 N Pennsylvania Ave Greensburg, PA 15601-2341  
**Objective:** Create suitable living environments  
**Outcome:** Availability/accessibility  
**Matrix Code:** Parks, Recreational Facilities (03F) **National Objective:** LMC

**Initial Funding Date:** 07/30/2019

**Description:**

Replacement of a public restroom which is inaccessible to physically disabled persons at pavilion 5 & 6 area; installation of accessible walkways connections and installation of handicapped parking facilities.

**Financing**

	Fund Type	Grant Year	Grant	Funded Amount	Drawn In Program Year	Drawn Thru Program Year
CDBG	EN	2018	B18UC420100	\$148,950.00	\$118,203.39	\$118,203.39
<b>Total</b>	<b>Total</b>			<b>\$148,950.00</b>	<b>\$118,203.39</b>	<b>\$118,203.39</b>


**Proposed Accomplishments**

Public Facilities : 52,853

**Actual Accomplishments**

Number assisted:

	Owner		Renter		Total		Person	
	Total	Hispanic	Total	Hispanic	Total	Hispanic	Total	Hispanic
White:	0	0	0	0	0	0		0
Black/African American:	0	0	0	0	0	0	0	0
Asian:	0	0	0	0	0	0	0	0
American Indian/Alaskan Native:	0	0	0	0	0	0	0	0
Native Hawaiian/Other Pacific Islander:	0	0	0	0	0	0	0	0
American Indian/Alaskan Native & White:	0	0	0	0	0	0	0	0
Asian White:	0	0	0	0	0	0	0	0
Black/African American & White:	0	0	0	0	0	0	0	0
American Indian/Alaskan Native & Black/African American:	0	0	0	0	0	0	0	0
Other multi-racial:	0	0	0	0	0	0	0	0
Asian/Pacific Islander:	0	0	0	0	0	0	0	0
Hispanic:	0	0	0	0	0	0	0	0
<b>Total:</b>	<b>0</b>	<b>0</b>	<b>0</b>	<b>0</b>	<b>0</b>	<b>0</b>	<b>0</b>	<b>0</b>
Female-headed Households:	0		0		0			



U.S. Department of Housing and Urban Development  
Office of Community Planning and Development  
Integrated Disbursement and Information System  
CDBG Activity Summary Report (GPR) for Program Year 2019  
WESTMORELAND COUNTY

Date: 09-Oct-2020

Time: 13:46


Page: 59

*Income Category:*

	<b>Owner</b>	<b>Renter</b>	<b>Total</b>	<b>Person</b>
Extremely Low	0	0	0	0
Low Mod	0	0	0	0
Moderate	0	0	0	0
Non Low Moderate	0	0	0	0
Total	0	0	0	0
Percent Low/Mod				

**Annual Accomplishments**

<b>Years</b>	<b>Accomplishment Narrative</b>	<b># Benefiting</b>
2019	ADA improvements at Cedar Creek Park are underway, which include replacement of a public restroom which is inaccessible to physically disabled persons at pavilion 5 & 6 area; installation of accessible walkways connections and installation of handicapped parking facilities. Work is expected to be completed in fall 2020.	



U.S. Department of Housing and Urban Development  
 Office of Community Planning and Development  
 Integrated Disbursement and Information System  
 CDBG Activity Summary Report (GPR) for Program Year 2019  
 WESTMORELAND COUNTY

Date: 09-Oct-2020  
 Time: 13:46  
 Page: 60

**PGM Year:** 2019  
**Project:** 0002 - Westmoreland County Public Services: Drug Treatment Court  
**IDIS Activity:** 1921 - Westmoreland County Drug Treatment Court

**Status:** Completed 7/20/2020 12:00:00 AM  
**Location:** 40 N Pennsylvania Ave Greensburg, PA 15601-2341  
**Objective:** Create suitable living environments  
**Outcome:** Sustainability  
**Matrix Code:** Substance Abuse Services (05F) **National Objective:** LMC

**Initial Funding Date:** 05/07/2020

**Description:**  
 Operation of Westmoreland County Drug Treatment Court

**Financing**

	Fund Type	Grant Year	Grant	Funded Amount	Drawn In Program Year	Drawn Thru Program Year
CDBG	EN	2019	B19UC420100	\$339,607.29	\$339,607.29	\$339,607.29
<b>Total</b>	<b>Total</b>			<b>\$339,607.29</b>	<b>\$339,607.29</b>	<b>\$339,607.29</b>


**Proposed Accomplishments**

People (General) : 65

**Actual Accomplishments**

Number assisted:

	Owner		Renter		Total		Person	
	Total	Hispanic	Total	Hispanic	Total	Hispanic	Total	Hispanic
White:	0	0	0	0	0	0	34	0
Black/African American:	0	0	0	0	0	0	1	0
Asian:	0	0	0	0	0	0	0	0
American Indian/Alaskan Native:	0	0	0	0	0	0	0	0
Native Hawaiian/Other Pacific Islander:	0	0	0	0	0	0	0	0
American Indian/Alaskan Native & White:	0	0	0	0	0	0	0	0
Asian White:	0	0	0	0	0	0	0	0
Black/African American & White:	0	0	0	0	0	0	0	0
American Indian/Alaskan Native & Black/African American:	0	0	0	0	0	0	0	0
Other multi-racial:	0	0	0	0	0	0	1	0
Asian/Pacific Islander:	0	0	0	0	0	0	0	0
Hispanic:	0	0	0	0	0	0	0	0
<b>Total:</b>	<b>0</b>	<b>0</b>	<b>0</b>	<b>0</b>	<b>0</b>	<b>0</b>	<b>36</b>	<b>0</b>
Female-headed Households:	0		0		0			



U.S. Department of Housing and Urban Development  
Office of Community Planning and Development  
Integrated Disbursement and Information System  
CDBG Activity Summary Report (GPR) for Program Year 2019  
WESTMORELAND COUNTY

Date: 09-Oct-2020

Time: 13:46


Page: 61

*Income Category:*

	<b>Owner</b>	<b>Renter</b>	<b>Total</b>	<b>Person</b>
Extremely Low	0	0	0	0
Low Mod	0	0	0	36
Moderate	0	0	0	0
Non Low Moderate	0	0	0	0
Total	0	0	0	36
Percent Low/Mod				100.0%

**Annual Accomplishments**

<b>Years</b>	<b>Accomplishment Narrative</b>	<b># Benefiting</b>
2019	Drug Court Management Services were provide to 36 individuals within the court system	



U.S. Department of Housing and Urban Development  
 Office of Community Planning and Development  
 Integrated Disbursement and Information System  
 CDBG Activity Summary Report (GPR) for Program Year 2019  
 WESTMORELAND COUNTY

Date: 09-Oct-2020  
 Time: 13:46  
 Page: 62

**PGM Year:** 2019  
**Project:** 0003 - Westmoreland Community Action: Permanent Supportive Housing for Families  
**IDIS Activity:** 1922 - Westmoreland Community Action--PSH Families

**Status:** Completed 8/6/2020 12:00:00 AM  
**Location:** 40 N Pennsylvania Ave Greensburg, PA 15601-2341  
**Objective:** Provide decent affordable housing  
**Outcome:** Availability/accessibility  
**Matrix Code:** Operating Costs of Homeless/AIDS Patients Programs (03T)  
**National Objective:** LMC

**Initial Funding Date:** 10/31/2019

**Description:**  
 Operation of a permanent supportive housing program for homeless families and individuals.

**Financing**

	Fund Type	Grant Year	Grant	Funded Amount	Drawn In Program Year	Drawn Thru Program Year
CDBG	EN	2019	B19UC420100	\$47,293.77	\$30,171.14	\$30,171.14
<b>Total</b>	<b>Total</b>			<b>\$47,293.77</b>	<b>\$30,171.14</b>	<b>\$30,171.14</b>


**Proposed Accomplishments**

People (General) : 100

**Actual Accomplishments**

Number assisted:

	Owner		Renter		Total		Person	
	Total	Hispanic	Total	Hispanic	Total	Hispanic	Total	Hispanic
White:	0	0	0	0	0	0	36	1
Black/African American:	0	0	0	0	0	0	36	0
Asian:	0	0	0	0	0	0	0	0
American Indian/Alaskan Native:	0	0	0	0	0	0	0	0
Native Hawaiian/Other Pacific Islander:	0	0	0	0	0	0	0	0
American Indian/Alaskan Native & White:	0	0	0	0	0	0	0	0
Asian White:	0	0	0	0	0	0	0	0
Black/African American & White:	0	0	0	0	0	0	0	0
American Indian/Alaskan Native & Black/African American:	0	0	0	0	0	0	0	0
Other multi-racial:	0	0	0	0	0	0	7	0
Asian/Pacific Islander:	0	0	0	0	0	0	0	0
Hispanic:	0	0	0	0	0	0	0	0
<b>Total:</b>	<b>0</b>	<b>0</b>	<b>0</b>	<b>0</b>	<b>0</b>	<b>0</b>	<b>79</b>	<b>1</b>
Female-headed Households:	0		0		0			



U.S. Department of Housing and Urban Development  
Office of Community Planning and Development  
Integrated Disbursement and Information System  
CDBG Activity Summary Report (GPR) for Program Year 2019  
WESTMORELAND COUNTY

Date: 09-Oct-2020

Time: 13:46

Page: 63

*Income Category:*

	<b>Owner</b>	<b>Renter</b>	<b>Total</b>	<b>Person</b>
Extremely Low	0	0	0	0
Low Mod	0	0	0	79
Moderate	0	0	0	0
Non Low Moderate	0	0	0	0
Total	0	0	0	79
Percent Low/Mod				100.0%

**Annual Accomplishments**

<b>Years</b>	<b>Accomplishment Narrative</b>	<b># Benefitting</b>
2019	A total of 21 families with 79 individuals were served with Permanent Supportive Housing services in 2019.	



U.S. Department of Housing and Urban Development  
 Office of Community Planning and Development  
 Integrated Disbursement and Information System  
 CDBG Activity Summary Report (GPR) for Program Year 2019  
 WESTMORELAND COUNTY

Date: 09-Oct-2020  
 Time: 13:46  
 Page: 64

**PGM Year:** 2019  
**Project:** 0004 - Westmoreland Community Action: Permanent Supportive Housing for MH Individuals  
**IDIS Activity:** 1923 - Westmoreland Community Action--PSH MH

**Status:** Completed 9/17/2020 12:00:00 AM  
**Location:** 40 N Pennsylvania Ave Greensburg, PA 15601-2341  
**Objective:** Create suitable living environments  
**Outcome:** Availability/accessibility  
**Matrix Code:** Operating Costs of Homeless/AIDS Patients Programs (03T)      **National Objective:** LMC

**Initial Funding Date:** 10/31/2019

**Description:**  
 Operation of a permanent living program for homeless and near-homeless individuals

**Financing**

	Fund Type	Grant Year	Grant	Funded Amount	Drawn In Program Year	Drawn Thru Program Year
CDBG	EN	2019	B19UC420100	\$28,706.23	\$17,395.76	\$17,395.76
<b>Total</b>	<b>Total</b>			<b>\$28,706.23</b>	<b>\$17,395.76</b>	<b>\$17,395.76</b>

**Proposed Accomplishments**


People (General) : 10

**Actual Accomplishments**

Number assisted:

	Owner		Renter		Total		Person	
	Total	Hispanic	Total	Hispanic	Total	Hispanic	Total	Hispanic
White:	0	0	0	0	0	0	13	0
Black/African American:	0	0	0	0	0	0	2	0
Asian:	0	0	0	0	0	0	0	0
American Indian/Alaskan Native:	0	0	0	0	0	0	0	0
Native Hawaiian/Other Pacific Islander:	0	0	0	0	0	0	0	0
American Indian/Alaskan Native & White:	0	0	0	0	0	0	0	0
Asian White:	0	0	0	0	0	0	0	0
Black/African American & White:	0	0	0	0	0	0	0	0
American Indian/Alaskan Native & Black/African American:	0	0	0	0	0	0	0	0
Other multi-racial:	0	0	0	0	0	0	0	0
Asian/Pacific Islander:	0	0	0	0	0	0	0	0
Hispanic:	0	0	0	0	0	0	0	0
<b>Total:</b>	<b>0</b>	<b>0</b>	<b>0</b>	<b>0</b>	<b>0</b>	<b>0</b>	<b>15</b>	<b>0</b>
Female-headed Households:	0		0		0			





U.S. Department of Housing and Urban Development  
Office of Community Planning and Development  
Integrated Disbursement and Information System  
CDBG Activity Summary Report (GPR) for Program Year 2019  
WESTMORELAND COUNTY

Date: 09-Oct-2020

Time: 13:46


Page: 65

*Income Category:*

	<b>Owner</b>	<b>Renter</b>	<b>Total</b>	<b>Person</b>
Extremely Low	0	0	0	0
Low Mod	0	0	0	15
Moderate	0	0	0	0
Non Low Moderate	0	0	0	0
Total	0	0	0	15
Percent Low/Mod				100.0%

**Annual Accomplishments**

<b>Years</b>	<b>Accomplishment Narrative</b>	<b># Benefiting</b>
2019	A total of 15 persons were assisted with permanent supportive housing services.	



U.S. Department of Housing and Urban Development  
 Office of Community Planning and Development  
 Integrated Disbursement and Information System  
 CDBG Activity Summary Report (GPR) for Program Year 2019  
 WESTMORELAND COUNTY

Date: 09-Oct-2020  
 Time: 13:46  
 Page: 66

**PGM Year:** 2019  
**Project:** 0005 - Union Mission: Public Services, Permanent Supportive Housing  
**IDIS Activity:** 1924 - Union Mission--Permanent Supportive Housing

**Status:** Completed 10/7/2020 3:34:33 PM      **Objective:** Provide decent affordable housing  
**Location:** 40 N Pennsylvania Ave Greensburg, PA 15601-2341      **Outcome:** Availability/accessibility  
**Matrix Code:** Operating Costs of Homeless/AIDS Patients Programs (03T)      **National Objective:** LMC

**Initial Funding Date:** 02/18/2020

**Description:**  
 Operation of a permanent supportive housing program for chronically homeless individuals.

**Financing**

	Fund Type	Grant Year	Grant	Funded Amount	Drawn In Program Year	Drawn Thru Program Year
CDBG	EN	2019	B19UC420100	\$14,000.00	\$12,858.49	\$12,858.49
<b>Total</b>	<b>Total</b>			<b>\$14,000.00</b>	<b>\$12,858.49</b>	<b>\$12,858.49</b>


**Proposed Accomplishments**

People (General) : 7

**Actual Accomplishments**

Number assisted:

	Owner		Renter		Total		Person	
	Total	Hispanic	Total	Hispanic	Total	Hispanic	Total	Hispanic
White:	0	0	0	0	0	0	14	1
Black/African American:	0	0	0	0	0	0	4	0
Asian:	0	0	0	0	0	0	0	0
American Indian/Alaskan Native:	0	0	0	0	0	0	1	0
Native Hawaiian/Other Pacific Islander:	0	0	0	0	0	0	0	0
American Indian/Alaskan Native & White:	0	0	0	0	0	0	0	0
Asian White:	0	0	0	0	0	0	0	0
Black/African American & White:	0	0	0	0	0	0	0	0
American Indian/Alaskan Native & Black/African American:	0	0	0	0	0	0	0	0
Other multi-racial:	0	0	0	0	0	0	2	0
Asian/Pacific Islander:	0	0	0	0	0	0	0	0
Hispanic:	0	0	0	0	0	0	0	0
<b>Total:</b>	<b>0</b>	<b>0</b>	<b>0</b>	<b>0</b>	<b>0</b>	<b>0</b>	<b>21</b>	<b>1</b>
Female-headed Households:	0		0		0			



U.S. Department of Housing and Urban Development  
Office of Community Planning and Development  
Integrated Disbursement and Information System  
CDBG Activity Summary Report (GPR) for Program Year 2019  
WESTMORELAND COUNTY

Date: 09-Oct-2020

Time: 13:46

Page: 67

*Income Category:*

	<b>Owner</b>	<b>Renter</b>	<b>Total</b>	<b>Person</b>
Extremely Low	0	0	0	21
Low Mod	0	0	0	0
Moderate	0	0	0	0
Non Low Moderate	0	0	0	0
Total	0	0	0	21
Percent Low/Mod				100.0%

**Annual Accomplishments**

<b>Years</b>	<b>Accomplishment Narrative</b>	<b># Benefiting</b>
2019	A total of 21 clients were provide permanent supportive housing services.	



U.S. Department of Housing and Urban Development  
 Office of Community Planning and Development  
 Integrated Disbursement and Information System  
 CDBG Activity Summary Report (GPR) for Program Year 2019  
 WESTMORELAND COUNTY

Date: 09-Oct-2020  
 Time: 13:46  
 Page: 68

**PGM Year:** 2019  
**Project:** 0007 - Redevelopment Authority: County Wide Demolition  
**IDIS Activity:** 1926 - Redevelopment Authority--Countywide Demolition

**Status:** Open  
**Location:** 40 N Pennsylvania Ave Greensburg, PA 15601-2341

**Objective:** Create suitable living environments  
**Outcome:** Sustainability  
**Matrix Code:** Clearance and Demolition (04)      **National Objective:** SBS

**Initial Funding Date:** 01/24/2020

**Description:**  
 Demolition and clearance of vacant blighted structures

**Financing**

	Fund Type	Grant Year	Grant	Funded Amount	Drawn In Program Year	Drawn Thru Program Year
CDBG	EN	2019	B19UC420100	\$310,000.00	\$25,960.31	\$25,960.31
<b>Total</b>	<b>Total</b>			<b>\$310,000.00</b>	<b>\$25,960.31</b>	<b>\$25,960.31</b>

**Proposed Accomplishments**

Housing Units : 25

**Annual Accomplishments**

Years	Accomplishment Narrative	# Benefitting
2019	Demolition of 3 vacant structures has been completed.	



U.S. Department of Housing and Urban Development  
 Office of Community Planning and Development  
 Integrated Disbursement and Information System  
 CDBG Activity Summary Report (GPR) for Program Year 2019  
 WESTMORELAND COUNTY

Date: 09-Oct-2020  
 Time: 13:46  
 Page: 69

**PGM Year:** 2017  
**Project:** 0034 - Redevelopment Authority--Rostraver Elks Place Demolition  
**IDIS Activity:** 1944 - Redevelopment Authority--Rostraver Elks Place Demolition

**Status:** Open      **Objective:** Create suitable living environments  
**Location:** 40 N Pennsylvania Ave Greensburg, PA 15601-2341      **Outcome:** Sustainability  
**Matrix Code:** Clearance and Demolition (04)      **National Objective:** SBS

**Initial Funding Date:** 03/30/2020

**Description:**  
 Demolition and removal of 4 blighted structures located at Elks Place in Rostraver Township

**Financing**


	Fund Type	Grant Year	Grant	Funded Amount	Drawn In Program Year	Drawn Thru Program Year
CDBG	EN	2017	B17UC420100	\$45,000.00	\$0.00	\$0.00
<b>Total</b>	<b>Total</b>			<b>\$45,000.00</b>	<b>\$0.00</b>	<b>\$0.00</b>

**Proposed Accomplishments**

Housing Units : 4

**Annual Accomplishments**

Years	Accomplishment Narrative	# Benefitting
2019	Project is expected to go out to bid and be completed in September 2020.	



U.S. Department of Housing and Urban Development  
Office of Community Planning and Development  
Integrated Disbursement and Information System  
CDBG Activity Summary Report (GPR) for Program Year 2019  
WESTMORELAND COUNTY

Date: 09-Oct-2020

Time: 13:46

Page: 70

---

<b>Total Funded Amount:</b>	<b>\$5,743,588.38</b>
<b>Total Drawn Thru Program Year:</b>	<b>\$3,857,541.33</b>
<b>Total Drawn In Program Year:</b>	<b>\$2,964,090.03</b>



U.S. Department of Housing and Urban Development  
 Office of Community Planning and Development  
 Integrated Disbursement and Information System  
 CDBG Summary of Accomplishments  
 Program Year: 2019

DATE: 08-18-20  
 TIME: 12:01  
 PAGE: 1

WESTMORELAND COUNTY

Count of CDBG Activities with Disbursements by Activity Group & Matrix Code

Activity Group	Activity Category	Open Count	Open Activities Disbursed	Completed Count	Completed Activities Disbursed	Program Year Count	Total Activities Disbursed
Acquisition	Clearance and Demolition (04)	3	\$25,960.31	3	\$288,307.96	6	\$314,268.27
	Total Acquisition	3	\$25,960.31	3	\$288,307.96	6	\$314,268.27
Economic Development	Rehab; Publicly or Privately-Owned Commercial/Industrial (14E)	1	\$0.00	1	\$0.00	2	\$0.00
	Total Economic Development	1	\$0.00	1	\$0.00	2	\$0.00
Housing	Rehab; Single-Unit Residential (14A)	1	\$36,872.94	1	\$0.00	2	\$36,872.94
	Total Housing	1	\$36,872.94	1	\$0.00	2	\$36,872.94
Public Facilities and Improvements	Parks, Recreational Facilities (03F)	3	\$180,891.59	5	\$251,776.40	8	\$432,667.99
	Flood Drainage Improvements (03I)	0	\$0.00	2	\$55,895.00	2	\$55,895.00
	Water/Sewer Improvements (03J)	0	\$0.00	2	\$469,900.25	2	\$469,900.25
	Street Improvements (03K)	1	\$0.00	7	\$618,454.10	8	\$618,454.10
	Sidewalks (03L)	2	\$0.00	0	\$0.00	2	\$0.00
	Total Public Facilities and Improvements	6	\$180,891.59	16	\$1,396,025.75	22	\$1,576,917.34
Public Services	Operating Costs of Homeless/AIDS Patients Programs (03T)	2	\$30,254.25	4	\$61,645.14	6	\$91,899.39
	Transportation Services (05E)	0	\$0.00	1	\$0.00	1	\$0.00
	Substance Abuse Services (05F)	1	\$339,607.29	1	\$0.00	2	\$339,607.29
	Total Public Services	3	\$369,861.54	6	\$61,645.14	9	\$431,506.68
General Administration and Planning	General Program Administration (21A)	1	\$502,995.46	1	\$101,529.34	2	\$604,524.80
	Total General Administration and Planning	1	\$502,995.46	1	\$101,529.34	2	\$604,524.80
Grand Total		15	\$1,116,581.84	28	\$1,847,508.19	43	\$2,964,090.03



U.S. Department of Housing and Urban Development  
 Office of Community Planning and Development  
 Integrated Disbursement and Information System  
 CDBG Summary of Accomplishments  
 Program Year: 2019

DATE: 08-18-20  
 TIME: 12:01  
 PAGE: 2

WESTMORELAND COUNTY

CDBG Sum of Actual Accomplishments by Activity Group and Accomplishment Type

Activity Group	Matrix Code	Accomplishment Type	Open Count	Completed Count	Program Year Totals
Acquisition	Clearance and Demolition (04)	Housing Units	0	21	21
		Public Facilities	0	1	1
	Total Acquisition		0	22	22
Economic Development	Rehab; Publicly or Privately-Owned Commercial/Industrial (14E)	Business	2,050	2,340	4,390
	Total Economic Development		2,050	2,340	4,390
Housing	Rehab; Single-Unit Residential (14A)	Housing Units	8	13	21
	Total Housing		8	13	21
Public Facilities and Improvements	Parks, Recreational Facilities (03F)	Public Facilities	0	75,587	75,587
	Flood Drainage Improvements (03I)	Public Facilities	0	21	21
	Water/Sewer Improvements (03J)	Persons	0	3,740	3,740
	Street Improvements (03K)	Persons	12	12,578	12,590
	Sidewalks (03L)	Public Facilities	687	0	687
	Total Public Facilities and Improvements		699	91,926	92,625
Public Services	Operating Costs of Homeless/AIDS Patients Programs (03T)	Persons	36	161	197
	Transportation Services (05E)	Persons	0	501	501
	Substance Abuse Services (05F)	Persons	0	53	53
	Total Public Services		36	715	751
Grand Total			2,793	95,016	97,809





WESTMORELAND COUNTY

CDBG Beneficiaries by Racial / Ethnic Category

Housing-Non Housing	Race	Total Persons	Total Hispanic		Total Hispanic Households
			Persons	Total Households	
Housing	White	0	0	20	0
	Black/African American	0	0	1	0
	<b>Total Housing</b>	<b>0</b>	<b>0</b>	<b>21</b>	<b>0</b>
Non Housing	White	72,626	1,226	0	0
	Black/African American	1,731	0	0	0
	Asian	1,012	0	0	0
	American Indian/Alaskan Native	61	0	0	0
	American Indian/Alaskan Native & White	1	0	0	0
	Other multi-racial	94	0	0	0
	<b>Total Non Housing</b>	<b>75,525</b>	<b>1,226</b>	<b>0</b>	<b>0</b>
Grand Total	White	72,626	1,226	20	0
	Black/African American	1,731	0	1	0
	Asian	1,012	0	0	0
	American Indian/Alaskan Native	61	0	0	0
	American Indian/Alaskan Native & White	1	0	0	0
	Other multi-racial	94	0	0	0
	<b>Total Grand Total</b>	<b>75,525</b>	<b>1,226</b>	<b>21</b>	<b>0</b>



WESTMORELAND COUNTY

CDBG Beneficiaries by Income Category

	Income Levels	Owner Occupied	Renter Occupied	Persons
Housing	Extremely Low (<=30%)	0	0	0
	Low (>30% and <=50%)	8	0	0
	Mod (>50% and <=80%)	0	0	0
	Total Low-Mod	8	0	0
	Non Low-Mod (>80%)	0	0	0
	Total Beneficiaries	8	0	0
Non Housing	Extremely Low (<=30%)	0	0	28
	Low (>30% and <=50%)	0	0	74,682
	Mod (>50% and <=80%)	0	0	0
	Total Low-Mod	0	0	74,710
	Non Low-Mod (>80%)	0	0	0
	Total Beneficiaries	0	0	74,710



Office of Community Planning and Development  
 U.S. Department of Housing and Urban Development  
 Integrated Disbursement and Information System  
 PR26 - CDBG Financial Summary Report  
 Program Year 2019  
 WESTMORELAND COUNTY , PA

DATE: 08-18-20  
 TIME: 12:15  
 PAGE: 1

PART I: SUMMARY OF CDBG RESOURCES

01 UNEXPENDED CDBG FUNDS AT END OF PREVIOUS PROGRAM YEAR	3,431,866.01
02 ENTITLEMENT GRANT	3,436,823.00
03 SURPLUS URBAN RENEWAL	0.00
04 SECTION 108 GUARANTEED LOAN FUNDS	0.00
05 CURRENT YEAR PROGRAM INCOME	19,710.95
05a CURRENT YEAR SECTION 108 PROGRAM INCOME (FOR SI TYPE)	0.00
06 FUNDS RETURNED TO THE LINE-OF-CREDIT	0.00
06a FUNDS RETURNED TO THE LOCAL CDBG ACCOUNT	0.00
07 ADJUSTMENT TO COMPUTE TOTAL AVAILABLE	0.00
08 TOTAL AVAILABLE (SUM, LINES 01-07)	6,888,399.96

PART II: SUMMARY OF CDBG EXPENDITURES

09 DISBURSEMENTS OTHER THAN SECTION 108 REPAYMENTS AND PLANNING/ADMINISTRATION	2,359,565.23
10 ADJUSTMENT TO COMPUTE TOTAL AMOUNT SUBJECT TO LOW/MOD BENEFIT	0.00
11 AMOUNT SUBJECT TO LOW/MOD BENEFIT (LINE 09 + LINE 10)	2,359,565.23
12 DISBURSED IN IDIS FOR PLANNING/ADMINISTRATION	604,524.80
13 DISBURSED IN IDIS FOR SECTION 108 REPAYMENTS	0.00
14 ADJUSTMENT TO COMPUTE TOTAL EXPENDITURES	0.00
15 TOTAL EXPENDITURES (SUM, LINES 11-14)	2,964,090.03
16 UNEXPENDED BALANCE (LINE 08 - LINE 15)	3,924,309.93

PART III: LOWMOD BENEFIT THIS REPORTING PERIOD

17 EXPENDED FOR LOW/MOD HOUSING IN SPECIAL AREAS	0.00
18 EXPENDED FOR LOW/MOD MULTI-UNIT HOUSING	0.00
19 DISBURSED FOR OTHER LOW/MOD ACTIVITIES	2,045,296.96
20 ADJUSTMENT TO COMPUTE TOTAL LOW/MOD CREDIT	0.00
21 TOTAL LOW/MOD CREDIT (SUM, LINES 17-20)	2,045,296.96
22 PERCENT LOW/MOD CREDIT (LINE 21/LINE 11)	86.68%

LOW/MOD BENEFIT FOR MULTI-YEAR CERTIFICATIONS

23 PROGRAM YEARS(PY) COVERED IN CERTIFICATION	PY: PY: PY:
24 CUMULATIVE NET EXPENDITURES SUBJECT TO LOW/MOD BENEFIT CALCULATION	0.00
25 CUMULATIVE EXPENDITURES BENEFITING LOW/MOD PERSONS	0.00
26 PERCENT BENEFIT TO LOW/MOD PERSONS (LINE 25/LINE 24)	0.00%

PART IV: PUBLIC SERVICE (PS) CAP CALCULATIONS

27 DISBURSED IN IDIS FOR PUBLIC SERVICES	431,506.68
28 PS UNLIQUIDATED OBLIGATIONS AT END OF CURRENT PROGRAM YEAR	0.00
29 PS UNLIQUIDATED OBLIGATIONS AT END OF PREVIOUS PROGRAM YEAR	0.00
30 ADJUSTMENT TO COMPUTE TOTAL PS OBLIGATIONS	0.00
31 TOTAL PS OBLIGATIONS (LINE 27 + LINE 28 - LINE 29 + LINE 30)	431,506.68
32 ENTITLEMENT GRANT	3,436,823.00
33 PRIOR YEAR PROGRAM INCOME	6,132.69
34 ADJUSTMENT TO COMPUTE TOTAL SUBJECT TO PS CAP	0.00
35 TOTAL SUBJECT TO PS CAP (SUM, LINES 32-34)	3,442,955.69
36 PERCENT FUNDS OBLIGATED FOR PS ACTIVITIES (LINE 31/LINE 35)	12.53%

PART V: PLANNING AND ADMINISTRATION (PA) CAP

37 DISBURSED IN IDIS FOR PLANNING/ADMINISTRATION	604,524.80
38 PA UNLIQUIDATED OBLIGATIONS AT END OF CURRENT PROGRAM YEAR	0.00
39 PA UNLIQUIDATED OBLIGATIONS AT END OF PREVIOUS PROGRAM YEAR	0.00
40 ADJUSTMENT TO COMPUTE TOTAL PA OBLIGATIONS	0.00
41 TOTAL PA OBLIGATIONS (LINE 37 + LINE 38 - LINE 39 +LINE 40)	604,524.80
42 ENTITLEMENT GRANT	3,436,823.00
43 CURRENT YEAR PROGRAM INCOME	19,710.95
44 ADJUSTMENT TO COMPUTE TOTAL SUBJECT TO PA CAP	0.00
45 TOTAL SUBJECT TO PA CAP (SUM, LINES 42-44)	3,456,533.95
46 PERCENT FUNDS OBLIGATED FOR PA ACTIVITIES (LINE 41/LINE 45)	17.49%



Office of Community Planning and Development  
 U.S. Department of Housing and Urban Development  
 Integrated Disbursement and Information System  
 PR26 - CDBG Financial Summary Report  
 Program Year 2019  
 WESTMORELAND COUNTY , PA

DATE: 08-18-20  
 TIME: 12:15  
 PAGE: 2

LINE 17 DETAIL: ACTIVITIES TO CONSIDER IN DETERMINING THE AMOUNT TO ENTER ON LINE 17

Report returned no data.

LINE 18 DETAIL: ACTIVITIES TO CONSIDER IN DETERMINING THE AMOUNT TO ENTER ON LINE 18

Report returned no data.

LINE 19 DETAIL: ACTIVITIES INCLUDED IN THE COMPUTATION OF LINE 19

Plan Year	IDIS Project	IDIS Activity	Voucher Number	Activity Name	Matrix Code	National Objective	Drawn Amount
2016	39	1907	6371660	Removal of Architectural Barriers--Mammoth Park Slide Area	03F	LMC	\$125,929.26
2017	5	1847	6300607	Mammoth Park-Removal of Architectural Barriers	03F	LMC	\$2,971.67
2017	16	1862	6268590	Trafford Borough-Removal of Architectural Barriers	03F	LMC	\$6,897.50
2017	16	1862	6286742	Trafford Borough-Removal of Architectural Barriers	03F	LMC	\$700.00
2017	28	1871	6371660	Twin Lakes Park--Removal of Architectural Barriers	03F	LMC	\$20,432.20
2018	5	1886	6322140	Derry Borough Removal of Architectural Barriers	03F	LMC	\$42,256.00
2018	6	1887	6264433	Hempfield Township Removal of Architectural Barriers	03F	LMC	\$51,309.50
2018	6	1887	6360042	Hempfield Township Removal of Architectural Barriers	03F	LMC	\$10,700.50
2018	9	1890	6308821	Mt. Pleasant Borough Recreational Facilities	03F	LMA	\$47,267.97
2018	9	1890	6329783	Mt. Pleasant Borough Recreational Facilities	03F	LMA	\$6,000.00
2018	34	1915	6371660	Cedar Creek Park--Removal of Architectural Barriers	03F	LMC	\$118,203.39
					03F	Matrix Code	\$432,667.99
2017	17	1863	6313033	Upper Burrell Township-Storm Water Facilities	03I	LMA	\$12,215.00
2018	21	1901	6268590	West Leechburg Borough Stormwater Facilities	03I	LMA	\$43,680.00
					03I	Matrix Code	\$55,895.00
2018	11	1892	6300607	New Florence Borough Stormwater Facilities	03J	LMA	\$131,743.80
2018	11	1892	6308821	New Florence Borough Stormwater Facilities	03J	LMA	\$29,780.70
2018	16	1897	6273147	Sewickley Township Stormwater Facilities	03J	LMA	\$57,294.00
2018	16	1897	6286742	Sewickley Township Stormwater Facilities	03J	LMA	\$251,081.75
					03J	Matrix Code	\$469,900.25
2017	12	1857	6317943	Penn Borough-Street Reconstruction	03K	LMA	\$25,063.40
2018	12	1893	6326404	North Belle Vernon Street Reconstruction	03K	LMA	\$32,885.39
2018	14	1895	6360042	St. Clair Township Street Reconstruction	03K	LMA	\$48,993.93
2018	15	1896	6308821	Seward Borough Street Reconstruction	03K	LMA	\$22,942.00
2018	17	1898	6296025	Southwest Greensburg Borough Street Reconstruction	03K	LMA	\$96,453.25
2018	20	1900	6296025	Vandergrift Borough Street Reconstruction	03K	LMA	\$174,956.12
2018	20	1900	6317943	Vandergrift Borough Street Reconstruction	03K	LMA	\$101,865.49
2018	20	1900	6329783	Vandergrift Borough Street Reconstruction	03K	LMA	\$5,361.34
2018	31	1885	6322140	Avonmore Street Reconstruction	03K	LMA	\$109,933.18
					03K	Matrix Code	\$618,454.10
2018	1	1877	6264433	WCA Permanent Supportive Housing-Families	03T	LMC	\$6,081.45
2018	1	1877	6268590	WCA Permanent Supportive Housing-Families	03T	LMC	\$2,247.63
2018	1	1877	6277933	WCA Permanent Supportive Housing-Families	03T	LMC	\$1,634.61
2018	30	1884	6300607	Union Mission Operations and Essential Services	03T	LMC	\$9,584.56
2018	30	1884	6317943	Union Mission Operations and Essential Services	03T	LMC	\$935.90
2018	32	1878	6264433	WCA Permanent Supportive Housing-MH Individuals	03T	LMC	\$8,066.15
2018	32	1878	6268590	WCA Permanent Supportive Housing-MH Individuals	03T	LMC	\$444.18
2018	32	1878	6273147	WCA Permanent Supportive Housing-MH Individuals	03T	LMC	\$2,335.32
2018	32	1878	6277933	WCA Permanent Supportive Housing-MH Individuals	03T	LMC	\$144.20
2019	3	1922	6322140	Westmoreland Community Action--PSH Families	03T	LMC	\$10,810.93
2019	3	1922	6326404	Westmoreland Community Action--PSH Families	03T	LMC	\$8,076.64
2019	3	1922	6329783	Westmoreland Community Action--PSH Families	03T	LMC	\$7,446.81
2019	3	1922	6335037	Westmoreland Community Action--PSH Families	03T	LMC	\$1,155.45
2019	3	1922	6342012	Westmoreland Community Action--PSH Families	03T	LMC	\$490.41
2019	3	1922	6355762	Westmoreland Community Action--PSH Families	03T	LMC	\$2,190.90
2019	4	1923	6335037	Westmoreland Community Action--PSH MH	03T	LMC	\$15,747.78
2019	4	1923	6342012	Westmoreland Community Action--PSH MH	03T	LMC	\$1,647.98



Office of Community Planning and Development  
 U.S. Department of Housing and Urban Development  
 Integrated Disbursement and Information System  
 PR26 - CDBG Financial Summary Report  
 Program Year 2019  
 WESTMORELAND COUNTY , PA

DATE: 08-18-20  
 TIME: 12:15  
 PAGE: 3

Plan Year	IDIS Project	IDIS Activity	Voucher Number	Activity Name	Matrix Code	National Objective	Drawn Amount
2019	5	1924	6355762	Union Mission--Permanent Supportive Housing	03T	LMC	\$7,680.58
2019	5	1924	6371660	Union Mission--Permanent Supportive Housing	03T	LMC	\$5,177.91
					03T	Matrix Code	\$91,899.39
2019	2	1921	6375666	Westmoreland County Drug Treatment Court	05F	LMC	\$227,402.83
2019	2	1921	6395408	Westmoreland County Drug Treatment Court	05F	LMC	\$112,204.46
					05F	Matrix Code	\$339,607.29
2018	2	1879	6268590	WCHA--Emergency Rehabilitation	14A	LMH	\$528.70
2018	2	1879	6282828	WCHA--Emergency Rehabilitation	14A	LMH	\$303.89
2018	2	1879	6286742	WCHA--Emergency Rehabilitation	14A	LMH	\$9,980.97
2018	2	1879	6304465	WCHA--Emergency Rehabilitation	14A	LMH	\$632.87
2018	2	1879	6308821	WCHA--Emergency Rehabilitation	14A	LMH	\$3,505.22
2018	2	1879	6322140	WCHA--Emergency Rehabilitation	14A	LMH	\$381.82
2018	2	1879	6335037	WCHA--Emergency Rehabilitation	14A	LMH	\$18,092.83
2018	2	1879	6342012	WCHA--Emergency Rehabilitation	14A	LMH	\$3,147.92
2018	2	1879	6350967	WCHA--Emergency Rehabilitation	14A	LMH	\$298.72
					14A	Matrix Code	\$36,872.94
<b>Total</b>							<b>\$2,045,296.96</b>

LINE 27 DETAIL: ACTIVITIES INCLUDED IN THE COMPUTATION OF LINE 27

Plan Year	IDIS Project	IDIS Activity	Voucher Number	Activity Name	Matrix Code	National Objective	Drawn Amount
2018	1	1877	6264433	WCA Permanent Supportive Housing-Families	03T	LMC	\$6,081.45
2018	1	1877	6268590	WCA Permanent Supportive Housing-Families	03T	LMC	\$2,247.63
2018	1	1877	6277933	WCA Permanent Supportive Housing-Families	03T	LMC	\$1,634.61
2018	30	1884	6300607	Union Mission Operations and Essential Services	03T	LMC	\$9,584.56
2018	30	1884	6317943	Union Mission Operations and Essential Services	03T	LMC	\$935.90
2018	32	1878	6264433	WCA Permanent Supportive Housing-MH Individuals	03T	LMC	\$8,066.15
2018	32	1878	6268590	WCA Permanent Supportive Housing-MH Individuals	03T	LMC	\$444.18
2018	32	1878	6273147	WCA Permanent Supportive Housing-MH Individuals	03T	LMC	\$2,335.32
2018	32	1878	6277933	WCA Permanent Supportive Housing-MH Individuals	03T	LMC	\$144.20
2019	3	1922	6322140	Westmoreland Community Action--PSH Families	03T	LMC	\$10,810.93
2019	3	1922	6326404	Westmoreland Community Action--PSH Families	03T	LMC	\$8,076.64
2019	3	1922	6329783	Westmoreland Community Action--PSH Families	03T	LMC	\$7,446.81
2019	3	1922	6335037	Westmoreland Community Action--PSH Families	03T	LMC	\$1,155.45
2019	3	1922	6342012	Westmoreland Community Action--PSH Families	03T	LMC	\$490.41
2019	3	1922	6355762	Westmoreland Community Action--PSH Families	03T	LMC	\$2,190.90
2019	4	1923	6335037	Westmoreland Community Action--PSH MH	03T	LMC	\$15,747.78
2019	4	1923	6342012	Westmoreland Community Action--PSH MH	03T	LMC	\$1,647.98
2019	5	1924	6355762	Union Mission--Permanent Supportive Housing	03T	LMC	\$7,680.58
2019	5	1924	6371660	Union Mission--Permanent Supportive Housing	03T	LMC	\$5,177.91
					03T	Matrix Code	\$91,899.39
2019	2	1921	6375666	Westmoreland County Drug Treatment Court	05F	LMC	\$227,402.83
2019	2	1921	6395408	Westmoreland County Drug Treatment Court	05F	LMC	\$112,204.46
					05F	Matrix Code	\$339,607.29
<b>Total</b>							<b>\$431,506.68</b>

LINE 37 DETAIL: ACTIVITIES INCLUDED IN THE COMPUTATION OF LINE 37

Plan Year	IDIS Project	IDIS Activity	Voucher Number	Activity Name	Matrix Code	National Objective	Drawn Amount
2017	23	1864	6266106	Administration	21A		\$11,918.18
2017	23	1864	6268590	Administration	21A		\$4,695.91
2017	23	1864	6270263	Administration	21A		\$11,769.94
2017	23	1864	6273147	Administration	21A		\$4,516.12



Office of Community Planning and Development  
 U.S. Department of Housing and Urban Development  
 Integrated Disbursement and Information System  
 PR26 - CDBG Financial Summary Report  
 Program Year 2019  
 WESTMORELAND COUNTY , PA

DATE: 08-18-20  
 TIME: 12:15  
 PAGE: 4

Plan Year	IDIS Project	IDIS Activity	Voucher Number	Activity Name	Matrix Code	National Objective	Drawn Amount
2017	23	1864	6275779	Administration	21A		\$11,817.00
2017	23	1864	6277933	Administration	21A		\$13,096.13
2017	23	1864	6280404	Administration	21A		\$11,903.66
2017	23	1864	6282828	Administration	21A		\$1,311.21
2017	23	1864	6284150	Administration	21A		\$11,749.74
2017	23	1864	6286742	Administration	21A		\$8,353.57
2017	23	1864	6289080	Administration	21A		\$10,397.88
2018	25	1902	6289080	Administration	21A		\$1,505.81
2018	25	1902	6291972	Administration	21A		\$1,259.72
2018	25	1902	6294227	Administration	21A		\$11,771.76
2018	25	1902	6296025	Administration	21A		\$5,196.78
2018	25	1902	6297859	Administration	21A		\$11,903.67
2018	25	1902	6300607	Administration	21A		\$11,456.18
2018	25	1902	6301926	Administration	21A		\$11,774.61
2018	25	1902	6304457	Administration	21A		\$25,576.06
2018	25	1902	6306196	Administration	21A		\$11,928.69
2018	25	1902	6308821	Administration	21A		\$5,089.94
2018	25	1902	6311062	Administration	21A		\$11,749.67
2018	25	1902	6313033	Administration	21A		\$1,624.91
2018	25	1902	6314851	Administration	21A		\$11,962.28
2018	25	1902	6317943	Administration	21A		\$5,060.19
2018	25	1902	6319808	Administration	21A		\$11,749.68
2018	25	1902	6322140	Administration	21A		\$1,798.79
2018	25	1902	6323532	Administration	21A		\$11,921.72
2018	25	1902	6326404	Administration	21A		\$7,189.53
2018	25	1902	6327723	Administration	21A		\$11,860.39
2018	25	1902	6329783	Administration	21A		\$5,464.19
2018	25	1902	6331991	Administration	21A		\$11,758.84
2018	25	1902	6335037	Administration	21A		\$22,007.76
2018	25	1902	6336063	Administration	21A		\$11,903.67
2018	25	1902	6339187	Administration	21A		\$12,084.25
2018	25	1902	6342012	Administration	21A		\$9,451.10
2018	25	1902	6343477	Administration	21A		\$11,700.26
2018	25	1902	6346487	Administration	21A		\$14,222.56
2018	25	1902	6348627	Administration	21A		\$11,315.95
2018	25	1902	6350967	Administration	21A		\$7,742.13
2018	25	1902	6352523	Administration	21A		\$11,441.51
2018	25	1902	6355762	Administration	21A		\$8,215.70
2018	25	1902	6357890	Administration	21A		\$11,154.53
2018	25	1902	6360042	Administration	21A		\$13,107.36
2018	25	1902	6362151	Administration	21A		\$11,232.46
2018	25	1902	6366342	Administration	21A		\$11,209.73
2018	25	1902	6369807	Administration	21A		\$11,098.09
2018	25	1902	6371660	Administration	21A		\$7,024.20
2018	25	1902	6373833	Administration	21A		\$27,780.18
2018	25	1902	6375666	Administration	21A		\$3,024.81
2018	25	1902	6377451	Administration	21A		\$3,366.15
2018	25	1902	6379329	Administration	21A		\$8,682.89
2018	25	1902	6391659	Administration	21A		\$85,626.76
					21A	Matrix Code	\$604,524.80
<b>Total</b>							<b>\$604,524.80</b>