



# Election Night Reporting

Westmoreland County, PA Election Bureau

Last Updated: 05-16-2019

**Scytl - Secure Electronic Voting**

**STRICTLY CONFIDENTIAL**

**Use only for evaluation purposes.**

*© Copyright 2016 - Scytl Secure Electronic Voting, Barcelona, Spain.*

*Neither the whole nor any part of the information contained in this document may be adapted or reproduced in any material or electronic form without the prior written consent of Scytl Secure Electronic Voting.*

## Table of Contents

<b>1</b>	<b>Overview of Westmoreland County PA Election Night Reporting.....</b>	<b>4</b>
<b>2</b>	<b>Home Page.....</b>	<b>5</b>
<b>3</b>	<b>Header.....</b>	<b>5</b>
<b>4</b>	<b>Results Tab.....</b>	<b>5</b>
<b>5</b>	<b>Navigation Categories.....</b>	<b>6</b>
<b>6</b>	<b>My Favorite Races.....</b>	<b>7</b>
<b>7</b>	<b>Contest Detail.....</b>	<b>8</b>
<b>8</b>	<b>Sidebar Area.....</b>	<b>10</b>
<b>9</b>	<b>Reporting Tab.....</b>	<b>10</b>
<b>10</b>	<b>Voter Turnout Tab.....</b>	<b>11</b>
<b>11</b>	<b>Filters.....</b>	<b>12</b>
<b>12</b>	<b>Social Share.....</b>	<b>13</b>
<b>13</b>	<b>Full Screen.....</b>	<b>13</b>

## 1 Overview of Westmoreland County PA Election Night Reporting

The Westmoreland County Election Bureau uses an online tool called Election Night Reporting (ENR) to display results from elections on a website. The website provides visitors with a graphical view of in-depth county results. You are presented with a breakdown of votes received for a candidate by contest and totals by vote type. Maps illustrate the precincts which are reporting, voter turnout, and results by precinct. The customization of contests to be viewed is controlled by the My Favorite Races functionality. Downloadable reports and custom filtering are available on all navigation pages. The site contains search capabilities and uses a responsive design to fit the size of your viewing screen.

### **When and How Often Will the Results Be Updated?**

Once the polling locations have closed, the results are reported to the county clerk. The clerk's office uploads results and then begins reporting the results to the public via the ENR tool. Updates occur throughout the night until all polling locations have reported.

### **How Do I Navigate Election Night Reporting?**

The following pages provide an overview of how to navigate the ENR tool, including the:

- Home Page
- Sidebar Display
- Results Tab
- My Favorite Races
- Voter Turnout Tab
- Precincts Reporting Tab
- Social Media
- Filters

## 2 Home Page

The ENR home page is the landing page, or the main area from which you can locate the information and county results that you need. The screenshot below shows a sample ENR home page:



## 3 Header

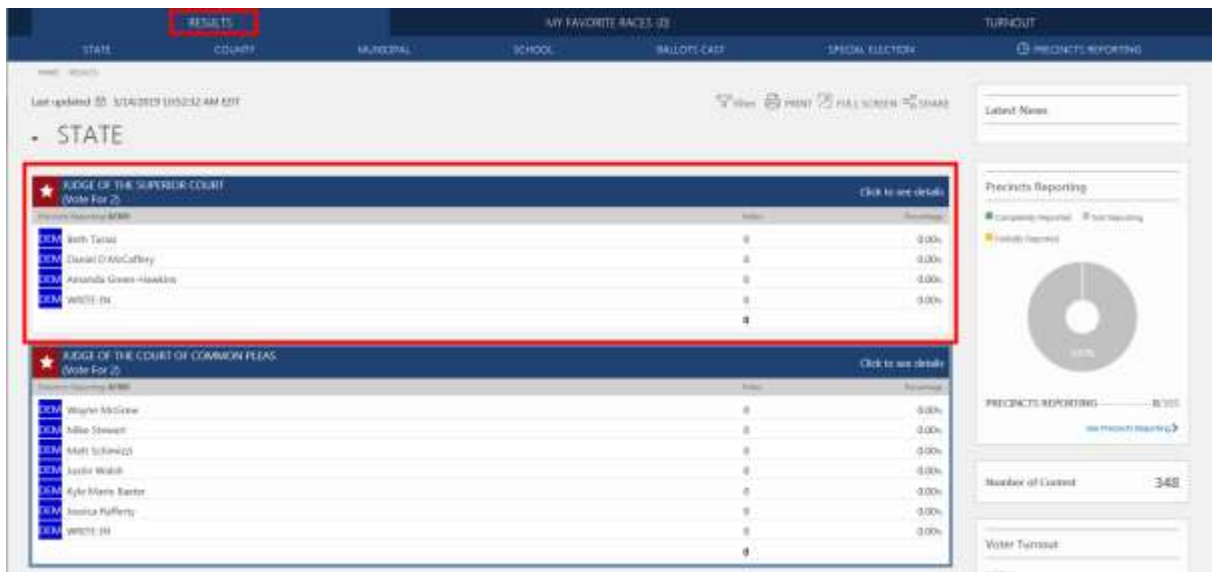
The **Header** appears at the top of the page, regardless of which page you are on or tab you click. The header includes the:

- Name of the election; and
- Banner, which includes the county name and graphics.
- Clickable Tabs to navigate through specific results and election information
- Search functionality

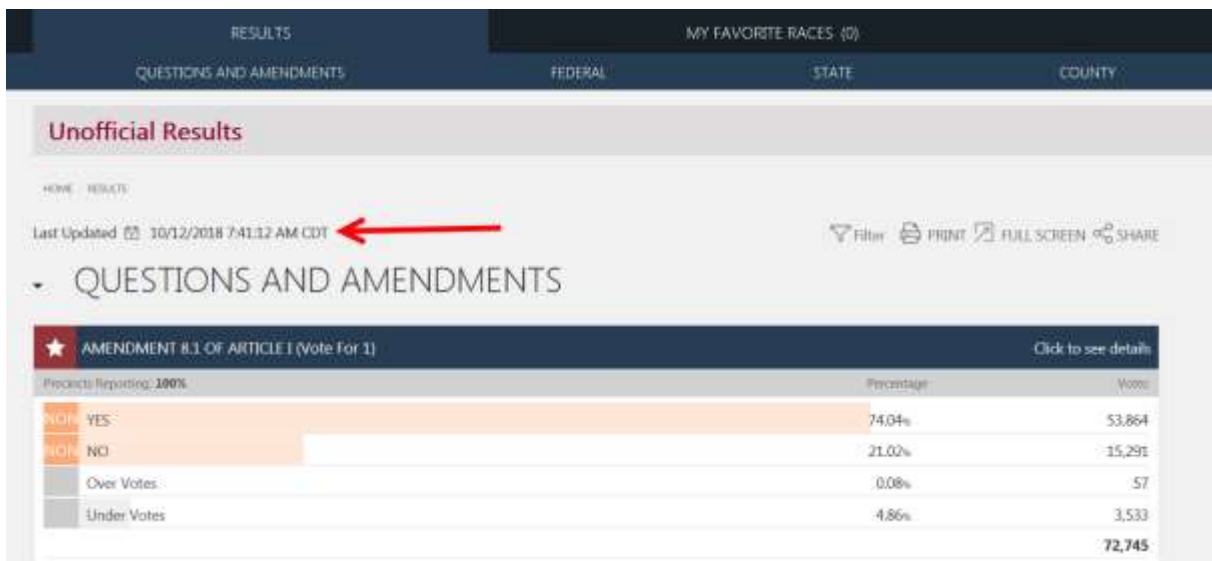


## 4 Results Tab

The landing page for each election will display a list of all the contests. Scrolling down the page will reveal all contests.



A **timestamp** of when the last results were reported to the site is also displayed on each navigation page.



## 5 Navigation Categories

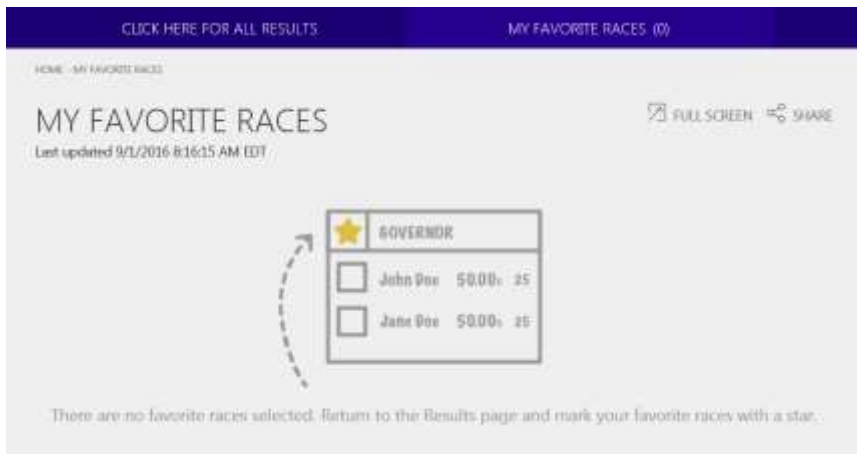
Each election may have a set of unique categories to select from. The categories will display contests according to the category name. Clicking on the category will display all the races for the category.



## 6 My Favorite Races

The **My Favorite Races Tab** contains contests you have *starred*. This page will not contain any races, until you have selected them to appear on this page.

Below is an image of the **My Favorite Races** page before races are selected.



To view only the contests you would like to see, return to the Results Tab and click on the **Star** symbol beside the contest name. When a Favorite is selected, the star will turn yellow and be placed in the My Favorite Races Tab.

COUNTY COMMISSIONER (Vote For 2)			Click to see details
Party	Name	Votes	Percentage
DEM	Gina Cerilli	0	0.00%
DEM	Ted Kopas	0	0.00%
DEM	WRITE-IN	0	0.00%
		<b>0</b>	

COUNTY COMMISSIONER (Vote For 2)			Click to see details
Party	Name	Votes	Percentage
REP	Sean Kertes	0	0.00%
REP	Paul Kosko	0	0.00%
REP	Heather Worsing Cordal	0	0.00%
REP	Patricia G Fritz	0	0.00%
REP	Ron Gazze	0	0.00%
REP	John Ventre	0	0.00%
REP	Douglas W Chew	0	0.00%
REP	WRITE-IN	0	0.00%
		<b>0</b>	

CONTROLLER			2
COUNTY CONTROLLER (Vote For 1)			Click to see details

Below is an image of the **My Favorite Races**, after making selections. Notice there is **(2)** now beside the My Favorite Races title and below there are 2 contests displaying.

RESULTS		MY FAVORITE RACES (2)	PRINT	FULL-SCREEN	SHARE
<b>MY FAVORITE RACES</b> Last updated: 5/14/2019 10:52:32 AM EDT					
COUNTY COMMISSIONER (Vote For 2)			Click to see details		
Party	Name	Votes	Percentage		
DEM	Gina Cerilli	0	0.00%		
DEM	Ted Kopas	0	0.00%		
DEM	WRITE-IN	0	0.00%		
		<b>0</b>			
COUNTY COMMISSIONER (Vote For 2)			Click to see details		
Party	Name	Votes	Percentage		
REP	Sean Kertes	0	0.00%		
REP	Paul Kosko	0	0.00%		
REP	Heather Worsing Cordal	0	0.00%		
REP	Patricia G Fritz	0	0.00%		
REP	Ron Gazze	0	0.00%		
REP	John Ventre	0	0.00%		
REP	Douglas W Chew	0	0.00%		
REP	WRITE-IN	0	0.00%		
		<b>0</b>			

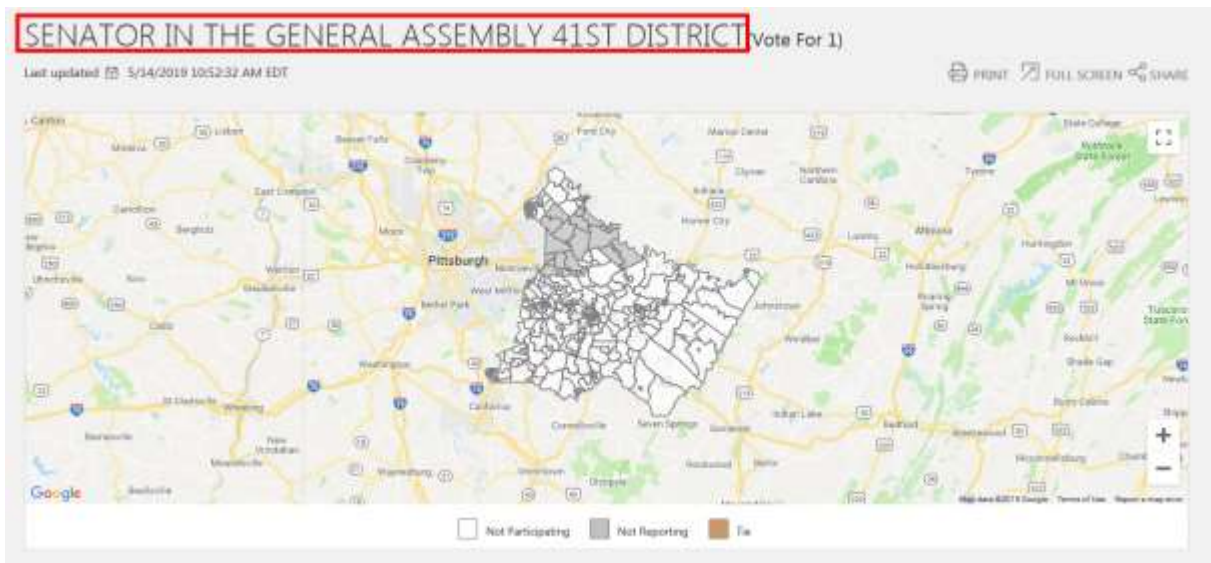
## 7 Contest Detail

By clicking on a contest title, the contest detail will display.



SENATOR IN THE GENERAL ASSEMBLY 41ST DISTRICT		
[Vote For 1]		
Results Reporting: 0/21	Votes	Percentage
Susan Boser	0	0.00%
Joe Pittman	0	0.00%
WRITE-IN	0	0.00%
	<b>0</b>	

Below is an image of the contest detail page. Clicking on the down arrows will show the details specific to the precinct.



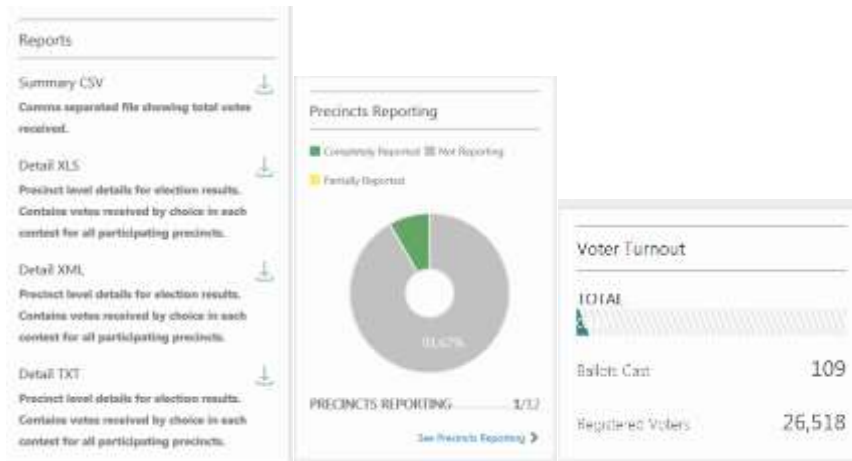
Additionally, when hovering over the precincts on the map, results from each precinct will appear.



## 8 Sidebar Area

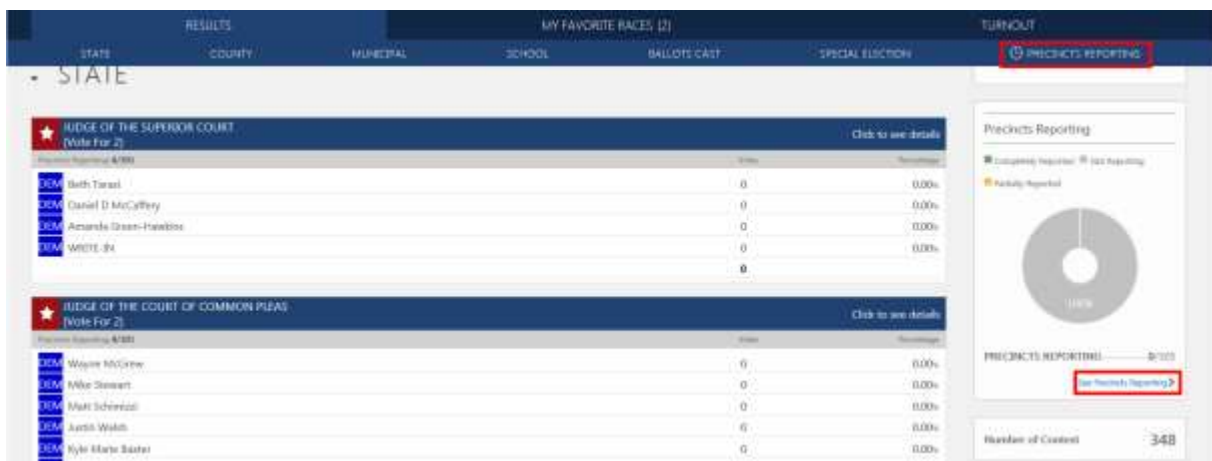
The **Sidebar Area** appears on the right hand side of the page, regardless of which page you are on or tab you click. Within the **Sidebar Area**, you can find important information, such as:

- Number of precincts reported.
- Voter turnout percentage—based on the ratio of active registered voters to ballots cast
- Reports of election Results



## 9 Reporting Tab

The **Reporting** module displays the percentage and number of precincts reporting information. The **See Precincts Reporting** link will navigate to the Precincts Reporting page. This is the same page that displays from the **Reporting Tab**.



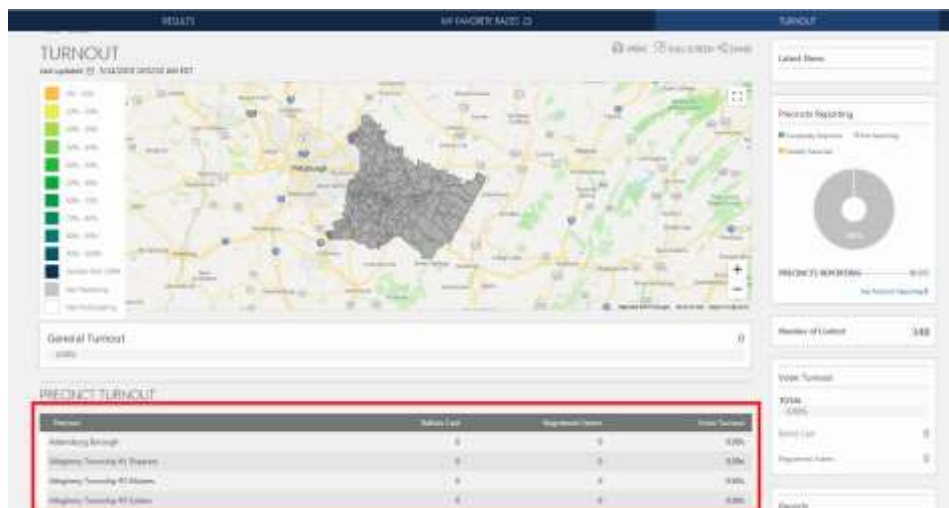
An example of the Reporting page is displayed below. Below the map is the list of precincts participating in the election. In the example below none of the precincts have reported. As precincts

turn in results, the precincts will turn to the color green on the map. To zoom in or zoom out of the map use the + and – signs in the lower right hand side of the map.



## 10 Voter Turnout Tab

The Voter Turnout tab is located in the navigation tabs on the top row. It will display more detailed information for voter turnout by precinct versus the quick information displayed on the sidebar. An example of the voter turnout page is displayed below.



In addition to the tabular view of the turnout information the option to view the statistics is also available when hovering over the map precincts.



## 11 Filters

By clicking the Filter icon, a filter page will appear. The following filter options appear.

**APPLY**

Last updated 5/14/2019 10:52:32 AM EDT

Filter | PRINT | FULL SCREEN | SHARE

**Vote Type Filter:** ABSENTEES

**Precinct Filter:** Avonmore Borough

**APPLY**

24

JUDGE OF THE SUPERIOR COURT (Vote For 2)		Click to see details
Precincts Reporting: 0/305		
	Votes	Percentage
DEM Beth Tarasi	0	0.00%
DEM Daniel D McCallery	0	0.00%
DEM Amanda Green-Hawkins	0	0.00%
DEM WRITE-IN	0	0.00%
	0	

JUDGE OF THE COURT OF COMMON PLEAS

The **Precinct Filter** dropdown allows you to select a specific precinct. The filter will allow you to view the results for contests for the specific precinct selected. Lastly, the **Vote Type Filter**, allows you to view contests by the vote type selected.

## 12 Social Share

When clicking the **Share** icon, the following options appear. You can share the election with your social accounts. The yellow email icon will open up your default email account, so that the election link can be shared with your email recipient.



## 13 Full Screen

Clicking the Full Screen icon will expand your browser to full screen mode.



To return to the default browser mode, you will need to press the **Esc** (escape) key on your keyboard or select to **Exit Full Screen**. A message will appear when you first go into **Full Screen** mode as a reminder to press the **Esc** key to exit the full screen.



